

# How to dispose of recyclable materials

To reduce garbage correct sorting and disposal



## PET bottles

**1 Remove the label and cap.**  
( Place bottles with pula mark in plastic garbage. )



**2 Rinse the inside quickly with water.**



**3 Crush it.**



Place bottles with pula mark in plastic garbage.

**4 Place in the green net bag at the collection point.**

## Glass bottles

**1 Remove cap and rinse quickly with water.**  
( Place plastic caps in plastic garbage and metal caps in garbage. )




Don't place in a bag.

**2 Put in the container.**



**Don't put out**

- × Bottles of Cosmetics
- × Cooking oil
- × Broken bottles and Glass cups



## Cans

**1 Rinse the inside quickly with water.**



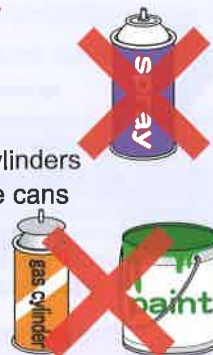
Don't place in a bag.

**2 Put in the container.**



**Don't put out**

- × Cans of Paint
- × spray cans
- × Cassette cylinders
- × Unclearable cans



## Garbage paper

**Tie the following with magazines.**

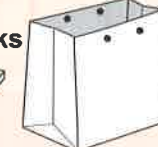
Brochures Boxes of snacks Packing paper



Boxes of tissues Notebooks



Paper bags



Envelopes



- 1 Remove vinyl.**
- 2 Crush boxes.**
- 3 Tie with magazines.**

