

# Non-burnable Garbage

Collected twice a month

Put them in a container with a lid or in a transparent or semi-transparent bag so the contents are visible.




Put out at the collection site by **8:00 a.m.** on the designated day.

## Ceramics and glass items



## Metal products and items with non-removable plastic parts



## Small home appliances under 30 cm (including products with non-removable rechargeable batteries)

- Items 30 cm or larger are bulky waste.
- Delete any personal information.
- Due to the risk of smoke or fire, do not disassemble battery-powered products; dispose of them as they are.



Telephones  
(landline, mobile, smartphone)



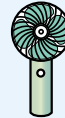
Tablet



Heated and  
electronic cigarettes



Electric shaver  
Electric toothbrush



Portable  
handheld fan



Digital camera



Hair dryer



Iron



Sort the following items by type and put them out separately from other non-burnable garbage.

## Batteries [Disposable batteries (primary batteries) and rechargeable batteries (secondary batteries)]


- ① To prevent fires, **insulate the terminals** with plastic tape, etc.
  - ② Place in a transparent or semi-transparent bag, separate from other non-burnable garbage.
  - ③ Label the bag "**デンチ (Batteries)**"
- ※ **Swollen or deformed** batteries are also accepted.

See Battery Types and Disposal Methods, p. 6



## Breakables, sharp objects, light bulbs, fluorescent lamps, and other dangerous items

- ① Wrap it in newspaper, etc.  
(Put light bulbs, etc. in their original packaging if available.)
- ② Place in a transparent or semi-transparent bag, separate from other non-burnable garbage.
- ③ Label the bag "**キケン (Danger)**" in a clearly visible place.




## Spray cans, gas cartridges, lighters

- ① Use up the contents as much as possible. Items are collected even if contents remain.
- ② Place in a transparent or semi-transparent bag, separate from other non-burnable garbage.



## Products containing mercury (mercury thermometers, mercury blood pressure monitors, etc.)

- ① Place them in a transparent or semi-transparent bag, separate from other non-burnable garbage.
  - ② Label the bag "**スイギン (Mercury Thermometer)**" in a clearly visible place.
- ※ You can also bring them to the Cleaning Division and a Sanitation Office of Edogawa City.



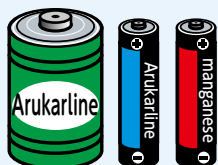
# Battery Types and Disposal Methods

※For details, please visit the city website.



## Disposable batteries (primary batteries)

### Dry cell batteries



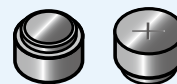
Alkaline and manganese batteries, etc.

### Coin batteries



Batteries with type codes: CR, BR

### Button batteries




Batteries with type codes: SR, PR, LR

## Rechargeable batteries (secondary batteries)

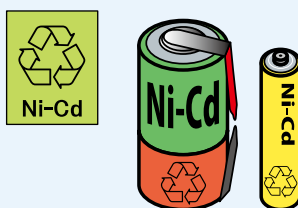
• You can also bring them to JBRC cooperating collection stores.

**⚠ Items generated from business activities are not collected by the city.**

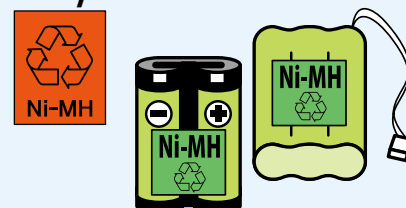
### Lithium-ion batteries



### Nickel-cadmium batteries




### Nickel-metal hydride batteries



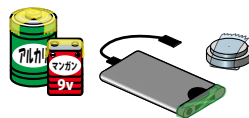
## How to Dispose of Batteries

① Use up the batteries as much as possible.



② Insulation terminals.

Cover terminals (+/-) and cable ports with plastic tape, etc.



③ Place in a separate bag and label "Batteries."

Put batteries in a separate bag from other waste and label the bag "Batteries" before disposal.



**⚠ Please help prevent fires in garbage collection trucks.**

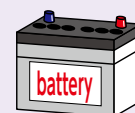
Lithium-ion batteries can be dangerous, as they may generate heat or ignite if subjected to strong impact. Improper disposal may cause fires in garbage trucks or shutdowns at waste treatment facilities. Please follow proper sorting guidelines.



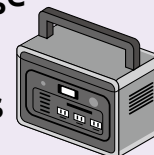
**⚠ Items Not Accepted**

### Lead-acid batteries

Car and motorcycle batteries



Portable storage batteries  
Portable power supplies



Contact the manufacturer or retailer for assistance. See p. 10

Plastic Containers and Packaging  
Waste Paper  
Glass Bottles, Cans, and PET Bottles  
Burnable Garbage  
Non-burnable Garbage  
Bulky Waste  
Items Collected at specified Collection Points  
Items Not Collected by the City  
How to Dispose of Garbage During Disasters  
Business Waste  
Flow of Recyclables and Garbage  
What You Should Do in This Situation?