

# How to Dispose of Garbage During Disasters

For a swift recovery and reconstruction, correctly separate "household waste" and "cleanup waste"!

In the event of a major disaster such as a Tokyo metropolitan earthquake (Southern Kanto Inland Earthquake) or large-scale flooding, in addition to regular **household waste** generated from daily life, **cleanup waste** such as household items from damaged homes will also be generated. To ensure the swift disposal of waste during disasters, please cooperate by properly sorting and disposing of garbage.

## For Those Able to Continue Living at Home

**Household waste** (waste generated from daily life)  
**Human waste** (used portable toilets, emergency toilets, etc.)

Put out at the collection site.

- Please sort burnable garbage, non-burnable garbage, and recyclables as usual.
- During disasters, collection methods may differ from normal, so please check city announcements (on the city website, etc.).

### Burnable Garbage (food waste, disposable diapers, etc.)

- Collection will resume as soon as possible.
- Please prioritize disposing of easily perishable waste, such as food waste.



### Non-burnable Garbage Recyclables

(plastic containers and packaging, waste paper, glass bottles, cans, PET bottles)

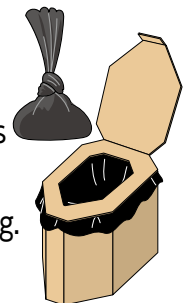
- Since burnable garbage is prioritized, regular collection and recycling may be suspended.

⚠ Please store waste at home until collection resumes.

### Human waste (used portable toilets, emergency toilets, etc.)

- In principle, it will be collected on burnable garbage days.
- Place in a separate bag from other burnable garbage, double-bag it, remove as much air as possible, and tie it tightly before putting it out.
- To make incineration easier, place burnable materials such as newspaper inside the bag.

⚠ Collected only during disasters.



## For Those Evacuated to Shelters

### Shelter waste

Dispose of garbage generated at shelters in accordance with each shelter's rules.



Plastic Containers and Packaging

Waste Paper

Glass Bottles, Cans, and PET Bottles

Burnable Garbage

Non-burnable Garbage

Bulky Waste

Items Collected at Specified Collection Points

Items Not Collected by the City

How to Dispose of Garbage During Disasters

Business Waste

Flow of Recyclables and Garbage

What You Should Do in This Situation?

For Those Able to Continue Living at Home

For Those Evacuated to Shelters

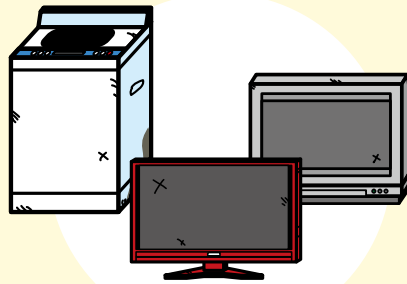
**Cleanup waste** ( Large household items from damaged homes, such as furniture, appliances, futons, tatami mats )

Bring to locations designated by the city such as parks


- Temporary storage sites for cleanup waste will be set up in nearby parks, etc.
  - **The city will determine the locations based on the disaster situation and announce them the city website, etc.**
  - Do not place cleanup waste on roads, as it may obstruct recovery activities.
  - Bring items to the designated site yourself and sort them by type.
- ⚠ **Household waste, such as burnable garbage, cannot be brought in.**



Broken furniture



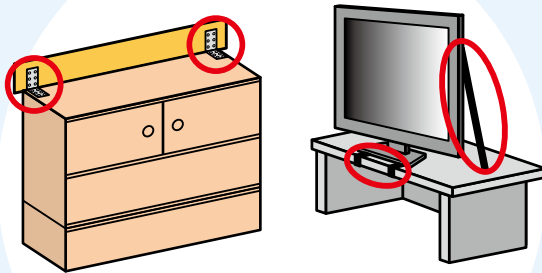
Damaged appliances



Futons and tatami mats

Daily preparedness is important.

Take measures to prevent furniture from tipping over.



Securing furniture and appliances helps prevent injuries and reduces disaster waste. Seismic reinforcement of homes is also effective in reducing disaster waste.

Organize and reduce unnecessary items on a regular basis.



During disasters, large amounts of cleanup waste are generated. To reduce damage and lessen the burden during disasters, avoid stockpiling unnecessary items at home and dispose of them regularly.

Notices from the City

City website



City Disaster Prevention App ios



City Official LINE account



City Disaster Prevention Portal



City Disaster Prevention App Android



City Official X (formerly Twitter)

