

How to Sort and Dispose of Recyclables and Garbage



Please put out recyclables and garbage

by 8:00 a.m. on the designated collection day following the rules.




Edoriver

Let's all keep the garbage collection site clean.
Non-compliant garbage will not be collected.

Recyclables

Once a week


Plastic Containers and Packaging
Waste Paper
Glass Bottles, Cans,
and PET Bottles



day

Burnable Garbage

Twice a week



day

Non-burnable Garbage

Twice a month



day

※Collection takes place on the 1st and 3rd weeks or the 2nd and 4th weeks each month.
There will be no collection during the 5th week.

Bulky Waste

Fee and advance reservation required

※Items measuring roughly 30cm or more on one side.

Disaster Waste

For foreign language versions and garbage collection schedules, please visit the city website.



[Available languages] Japanese, English, Chinese

Page 1
Plastic Containers and Packaging

Page 2
Waste Paper

Page 3
Glass Bottles, Cans, and PET Bottles

Page 4
Burnable Garbage

Pages 5~6
Non-burnable Garbage

Page 7
Bulky Waste

Page 8
Items Collected at Specified Collection Points
• Plastic Products
• Food Drive
• Used Clothing and Textiles

Pages 9~10
Items Not Collected by the City
• Items Covered by the Home Appliance Recycling Law
• Household Personal Computers, etc.

Pages 11~12
How to Dispose of Garbage During Disasters

Page 13
Business Waste

Page 14
Flow of Recyclables and Garbage

Page 15
What You Should Do in This Situation?



Recyclables

Plastic Containers and Packaging

Collected once a week

Put them in a container with a lid or in a transparent or semi-transparent bag so the contents are visible.




This mark indicates eligible items.



Put out at the collection site by 8:00 a.m. on the designated day.

Containers




Containers for instant foods and boxed meals, trays for meat and fish, and cup containers such as pudding cups.

Plastic bags



Packaging bags for snack, vegetable, dried noodle, and seasoning; shopping bags, etc.

Packs



Containers for eggs, fruit, and tofu, etc.

Caps and labels




Caps and labels from PET bottles, etc.

Bottles



Shampoo, detergent and seasoning bottles

Cushioning material

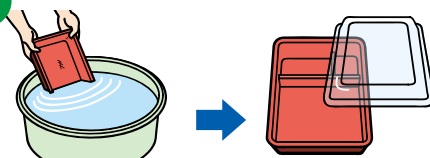


Styrofoam and fruit nets

- ※ Cut large items to under 30 cm.
- ※ Items without the Pla-mark can also be disposed of.

How to Dispose

① Lightly rinse off dirt and drain excess water.



If paper price tags or labels cannot be removed, leave them as they are.

② Place plastic containers and packaging together in a bag where the contents can be seen.

※ Do not double- or triple-bag items.




Items Not Accepted

Items that cannot be cleaned of dirt



※ Even if marked with the plastic symbol, items that are dirty or have silver parts should be disposed of as burnable garbage.

Items with silver parts



Rubber and silicone goods



Dispose of as Burnable Garbage

Dangerous items such as knives and lighters



Dispose of as Non-burnable Garbage

Mobile batteries, heated and electronic cigarettes



Dispose of as Non-burnable Garbage

PET bottles



Dispose of as PET bottles

Plastic hangers



See Plastic Product, p. 8

Plastic Containers and Packaging

Waste Paper

Glass Bottles, Cans, and PET Bottles

Burnable Garbage

Non-burnable Garbage

Bulky Waste

Items Collected at Specified Collection Points

Items Not Collected by the City

How to Dispose of Garbage During Disasters

Business Waste

Flow of Recyclables and Garbage

What You Should Do in This Situation?

Collected once a week



Put out at the collection site by **8:00 a.m.** on the designated day.

Tie them with string by type and put them out.

Cardboard



Newspapers



Paper cartons (500 ml or more)



Only cartons with white interiors are accepted. Rinse with water, open, dry, and put out. *Cartons under 500 ml are classified as mixed paper.


Magazines




Mixed paper

Waste paper other than newspapers, magazines, cardboard, and paper cartons.

Brochures




Snack boxes




Wrapping paper




Tissue box



Notebooks

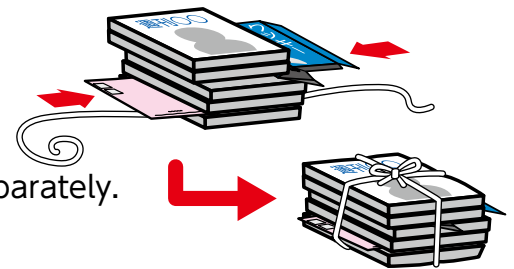


Paper bags




How to Dispose

- Remove non-paper materials such as plastic.
- Flatten boxes.
- Tie mixed paper together with magazines, or bundle it separately.
- Keep cardboard and mixed paper separate.



Items Not Accepted




Waterproof paper (paper cups and plates, etc.)



Photo printing paper



Soiled paper (pizza boxes, etc.)




Carbon copy paper



Thermal paper for receipts, faxes, etc.



Aluminum-coated paper



Plastic-coated paper

Dispose of as Burnable Garbage

Recyclables

Glass Bottles, Cans, and PET Bottles

<For beverages and food>

Collected once a week



Put out at the collection site by 8:00 a.m. on the designated day.


Sort by type and place items in the designated containers or net bags.

Bottles (glass bottles for beverages and food)



How to Dispose

- 1 Remove the cap.
- 2 Lightly rinse the inside with water.
- 3 Put in the designated container at the collection site.



Items Not Accepted

- Cosmetic bottles
- Cooking oil bottles
- Broken bottles
- Glass cups
- Non-bottle glass items

Dispose of as Non-burnable Garbage


※Dispose of metal caps as Non-burnable Garbage, and plastic caps as Plastic Containers and Packaging.

Cans (aluminum cans, steel cans)



How to Dispose

- 1 Lightly rinse the inside with water.
- 2 Put in the designated container at the collection site.



Items Not Accepted

- Spray cans
- Gas cartridges
- Non-food and non-beverage cans
- Cans that cannot be cleaned
- Paint cans, etc.



Dispose of as Non-burnable Garbage

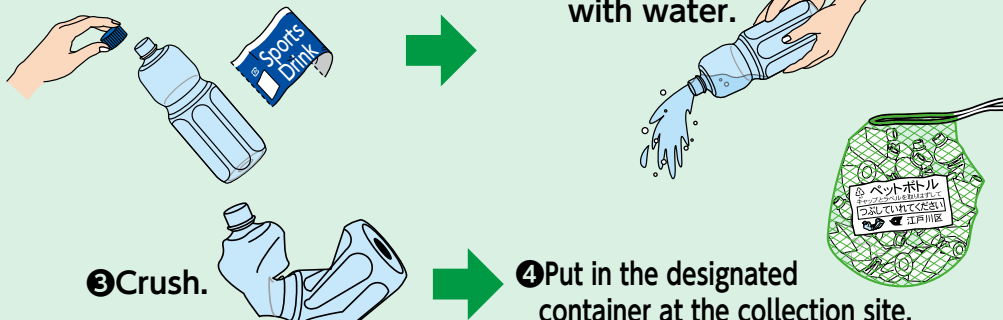
PET bottles



This mark indicates eligible items.

How to Dispose

- 1 Remove the cap and label.
- 2 Lightly rinse the inside with water.



Items Not Accepted

- Items containing foreign objects such as cigarettes.
- Items contaminated with oil, etc.

Dispose of as Burnable Garbage

- Caps
- Labels

Dispose of as Plastic Containers and Packaging

Plastic Containers and Packaging

Waste Paper

Glass bottles, Cans, and PET Bottles

Burnable Garbage

Non-burnable Garbage

Bulky Waste

Items Collected at Specified Collection Points

Items Not Collected by the City

How to Dispose of Garbage During Disasters

Business Waste

Flow of Recyclables and Garbage

What You Should Do in This Situation?

Burnable Garbage

Collected twice a week

Put them in a container with a lid or in a transparent or semi-transparent bag so the contents are visible.



Put out at the collection site by **8:00 a.m.** on the designated day.

Plastic Containers and Packaging

Waste Paper

Glass Bottles, Cans, and PET Bottles

Burnable Garbage

Non-burnable Garbage

Bulky Waste

Items Collected at Specified Collection Points

Items Not Collected by the City


How to Dispose of Garbage During Disasters

Business Waste

Flow of Recyclables and Garbage


What You Should Do in This Situation?

Food waste




Drain excess water before disposal.

Cooking oil




To prevent spills, solidify with a coagulant or absorb into paper or cloth before disposal.

Paper scraps




Disposable diapers



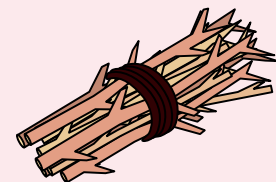
Remove waste before disposal.

Bamboo skewers



Wrap sharp ends in newspaper, etc., so they do not protrude.

Branches and flowers



Cut to under 30 cm, bundle, and put out.

Plastic products



The 16 designated plastic product items are also collected at regular collection points.



See Plastic Product, p. 8

Rubber and leather products



Clothes



Please take your used clothing and textiles to recycling collection whenever possible.



See Used Clothing and Textile Recycling, p. 8

- ⚠ You may put out **up to three 45 L bags** at a time. If disposing of a large quantity, a fee will apply (application required), so please contact your local sanitation office.
- ⚠ When putting items out in bags, wrap food waste in paper, etc., so it is not visible from the outside to prevent scattering by crows and other animals.
- ⚠ To prevent scattering, remove excess moisture and air before disposal. Liquid and powdery items cannot be collected.

Non-burnable Garbage

Collected twice a month

Put them in a container with a lid or in a transparent or semi-transparent bag so the contents are visible.




Put out at the collection site by **8:00 a.m.** on the designated day.

Ceramics and glass items



Metal products and items with non-removable plastic parts



Small home appliances under 30 cm (including products with non-removable rechargeable batteries)

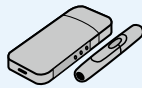
- Items 30 cm or larger are bulky waste.
- Delete any personal information.
- Due to the risk of smoke or fire, do not disassemble battery-powered products; dispose of them as they are.



Telephones
(landline, mobile, smartphone)



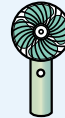
Tablet



Heated and
electronic cigarettes



Electric shaver
Electric toothbrush



Portable
handheld fan



Digital camera



Hair dryer



Iron



Sort the following items by type and put them out separately from other non-burnable garbage.

Batteries [Disposable batteries (primary batteries) and rechargeable batteries (secondary batteries)]

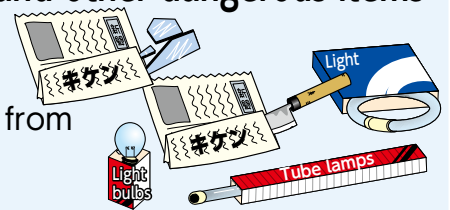
- ① To prevent fires, **insulate the terminals** with plastic tape, etc.
 - ② Place in a transparent or semi-transparent bag, separate from other non-burnable garbage.
 - ③ Label the bag "**デンチ (Batteries)**"
- ※ **Swollen or deformed** batteries are also accepted.

See Battery Types and Disposal Methods, p. 6



Breakables, sharp objects, light bulbs, fluorescent lamps, and other dangerous items

- ① Wrap it in newspaper, etc.
(Put light bulbs, etc. in their original packaging if available.)
- ② Place in a transparent or semi-transparent bag, separate from other non-burnable garbage.
- ③ Label the bag "**キケン (Danger)**" in a clearly visible place.



Spray cans, gas cartridges, lighters

- ① Use up the contents as much as possible. Items are collected even if contents remain.
- ② Place in a transparent or semi-transparent bag, separate from other non-burnable garbage.



Products containing mercury (mercury thermometers, mercury blood pressure monitors, etc.)

- ① Place them in a transparent or semi-transparent bag, separate from other non-burnable garbage.
 - ② Label the bag "**スイギン (Mercury Thermometer)**" in a clearly visible place.
- ※ You can also bring them to the Cleaning Division and a Sanitation Office of Edogawa City.



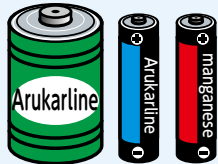
Battery Types and Disposal Methods

※For details, please visit the city website.



Disposable batteries (primary batteries)

Dry cell batteries



Alkaline and manganese batteries, etc.

Coin batteries



Batteries with type codes: CR, BR

Button batteries



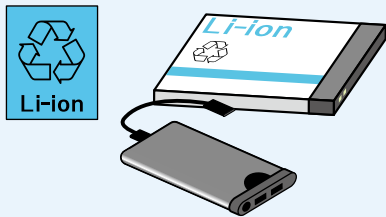
Batteries with type codes: SR, PR, LR

Rechargeable batteries (secondary batteries)

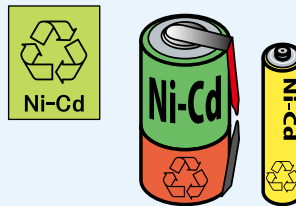
• You can also bring them to JBRC cooperating collection stores.

⚠ Items generated from business activities are not collected by the city.

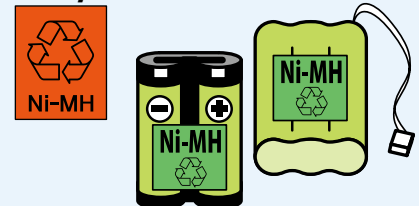
Lithium-ion batteries



Nickel-cadmium batteries




Nickel-metal hydride batteries



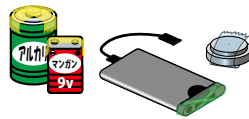
How to Dispose of Batteries

① Use up the batteries as much as possible.



② Insulation terminals.

Cover terminals (+/-) and cable ports with plastic tape, etc.




③ Place in a separate bag and label "Batteries."

Put batteries in a separate bag from other waste and label the bag "Batteries" before disposal.



⚠ Please help prevent fires in garbage collection trucks.

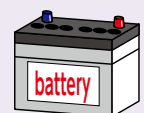
Lithium-ion batteries can be dangerous, as they may generate heat or ignite if subjected to strong impact. Improper disposal may cause fires in garbage trucks or shutdowns at waste treatment facilities. Please follow proper sorting guidelines.



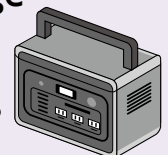
⚠ Items Not Accepted

Lead-acid batteries

Car and motorcycle batteries



Portable storage batteries
Portable power supplies

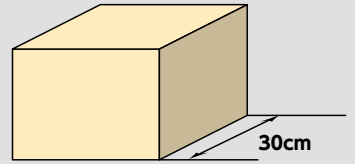


Contact the manufacturer or retailer for assistance. See p. 10

Plastic Containers and Packaging
Waste Paper
Glass Bottles, Cans, and PET Bottles
Burnable Garbage
Non-burnable Garbage
Bulky Waste
Items Collected at specified Collection Points
Items Not Collected by the City
How to Dispose of Garbage During Disasters
Business Waste
Flow of Recyclables and Garbage
What You Should Do in This Situation?

Bulky Waste

Fees apply
Reservation required



Please refer to the scale below.

- Items used in households within Edogawa City that measure roughly **30 cm or more on one side** are classified as bulky waste.
- Collection and drop-off are also available on Sundays and public holidays (except for the New Year holidays).



Items Not Accepted for Collection or Drop-off by the City

- Bulky waste generated from business activities
 - Waste materials from renovations or DIY projects
 - Items longer than 180 cm or heavier than 50 kg
 - Items subject to the Home Appliance Recycling Law
 - Items eligible for PC recycling
 - Items that are difficult to collect, transport, or process.
- See Home Appliance Recycling, p. 3
See Home PCs, p. 9
See Items Not Collected by the City, p. 10

Before disposing as bulky waste, consider these options.



Consider reuse before disposal.



Regular collection of plastic products

See Items Collected at Specified Collection Points, p. 8

Temporary collection of large plastic boxes



How to Dispose of Bulky Waste

※Please check the dimensions of your bulky waste before applying.

If you prefer collection

If you prefer drop-off

Apply to the Bulky Waste Reception Center

※Advance reservation is required for both collection and drop-off.



Internet (available 24 hours)



Chatbot (available 24 hours)

03-6744-5700

Hours / Monday to Saturday, 8:00 a.m. to 7:00 p.m. (except for the year-end and New Year holidays)



Purchase an Edogawa City Bulky Waste Disposal Ticket

Available at stores displaying the "Edogawa City Garbage Disposal Ticket Sales" sign, such as convenience stores and supermarkets.

※Tickets issued by other municipalities cannot be used.




Attach a Bulky Waste Disposal Ticket before disposal.

※Items without a reservation cannot be collected or dropped off.

Collection

- Put out by 8:00 a.m. on the reserved date at the designated location, with a **Bulky Waste Disposal Ticket** attached.
- Collection is generally between 8:00 a.m. and 3:30 p.m. Time cannot be specified.



※For details, please visit the city website.



Drop-off (see map below)

- Bring items to the Bulky Waste Collection Facility at your reserved date and time (see map below).
- **You can bring up to 10 items per household per visit, and up to 3 visits per fiscal year.**
- Multiple drop-offs on the same day are not allowed. Example: Bringing 10 items at a time, 3 times on the same day.
- **Only the applicant or a household member** can bring items.
- Please bring ID for verification (e.g., driver's license, My Number card).



5cm

10cm

15cm

20cm

Items Collected at Specified Collection Points

Please help reduce waste and promote recycling.

Plastic Products Regular Collection

To promote the recycling of plastic products, designated collection points accept unwanted plastic products from households.

※For details, please visit the city website.



Edogawa City Plastic Product Collection

16
items

Collection Items

The following 16 items under 50 cm ※As of April 2026

Colander	Bowl	Bucket	Dustpan	Trash bin	Bath chair	Pail	Washbasin
Document stand	Basket	Tray	Food storage container	Hanger	Document case	Cutting board	Small item storage container

How to Dispose

Remove any dirt and place items directly into the designated collection box without using bags.

Remove all non-plastic parts (wood, metal fittings, etc.) before bringing items in.

Collection Points

City Office, community centers, etc.
※For details, please visit the city website.



Items Not Accepted

- Items containing non-plastic parts
- Items with a maximum side exceeding 50 cm



Large Plastic Boxes Temporary Collection



Collection Items

All-plastic boxes and wide storage containers with a maximum side length under 80 cm

Collection Points

For details on designated dates and locations, please visit the city website.



Food Drive Regular Collection

Do you have any unopened food items at home? Please bring it to a "food drive."

Unopened food items from households are accepted and donated to food bank organizations in the city that support programs such as children's cafeterias. Please check the conditions on the city website, such as "at least one month before the expiration date" and "unopened items," before bringing items in.

Collection Points

- Cleaning Division Counter, 3rd Floor, North Building, City Office
- Edogawa Eco Center



※For details on conditions for accepted food items, please visit the city website.



Edogawa Food Drive

Used Clothing and Textile Recycling Collection

To reduce waste, Edogawa City collects used clothing and textiles for reuse and recycling.

Items Accepted

- All types of clothing
- Textiles
 - Duvet cover, towels, handkerchiefs
 - Curtains, blankets, etc.

Items Not Accepted

- Rubber items
- Items stained with oil or mud, etc.

Wash items and put in a transparent or semi-transparent bag, and bring them to the **designated date and location**.



※For details, please visit the city website.



Edogawa City Used Clothing Collection

25cm

30cm

35cm

Plastic Containers and Packaging
Waste Paper
Glass Bottles, Cans, and PET Bottles
Burnable Garbage
Non-burnable Garbage
Bulky Waste
Items Collected at Specified Collection Points
Items Not Collected by the City
How to Dispose of Garbage During Disasters
Business Waste
Flow of Recyclables and Garbage
What You Should Do in This Situation?


Items Not Collected by the City

Do not use unauthorized waste collection services.

If you hand over your waste to an unlicensed waste collection company, proper disposal cannot be guaranteed. This may not only harm the environment but may also result in excessive charges.

Items subject to the Home Appliance Recycling Law

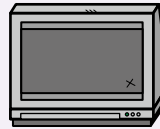
Items



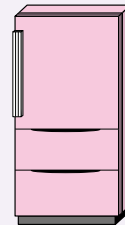
Air conditioner



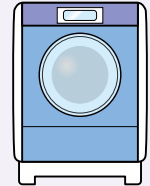
Television (CRT, LCD, plasma, OLED)



Refrigerator and freezer



Washing machine



Clothes dryer

Disposal method ※There are three methods below.

① Request pickup from the retailer.


Ask the store where you purchased or are replacing the item to collect it.

② Request collection from the Home Appliance Recycling Reception Center.

Recycling and collection/transportation fees will apply.

 Online application (available 24 hours)



 **0570-087200** Hours : Monday to Friday, 9:00 a.m to 5:00 p.m (except for the year-end and New Year holidays)

③ Take it to the designated collection site yourself.

- A recycling fee will apply. Pay the recycling fee at a post office, bring the Home Appliance Recycling Ticket, and take the item to a designated collection site.


- Designated collection site in Edogawa City

Edogawa Branch, Okayamaken Freight Transportation Co.,Ltd. (Kasai Truck Terminal Building Number 2, 4-3-1 Rinkai-cho, Edogawa City)

Hours: Monday to Saturday (except for national holidays, Obon, and the year-end and New Year holidays), 9:00 a.m. to 5:00 p.m. (excluding 12:00 p.m. to 1:00 p.m.)

※Please check the opening hours online before visiting, as there may be temporary closures.

- If you have any questions, please contact the Home Appliance Recycling Ticket Center.

 **0120-319640** Hours: 9:00 a.m. to 6:00 p.m. (excluding Sundays and national holidays)


Household PCs

Disposal method ※There are two methods below.



① Contact the manufacturer

- Apply by phone, etc. to the manufacturer of your computer.
- For items with unknown manufacturers or self-assembled PCs, please contact the PC 3R Promotion Association.

PC3R Promotion Association  **03-5282-7685**



② Request to an affiliated company

Courier pickup service by a certified operator under the Small Home Appliance Recycling Law is also available.

RenetJapanRecycle, Inc. Please apply online.

※Peripherals such as printers and scanners can also be collected together.



Fire extinguishers

Contact

Fire Extinguisher Recycling Promotion Center

☎ 03-5829-6773

※Aerosol-type fire extinguishers and foreign-made fire extinguishers are not accepted.

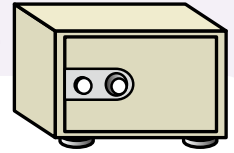


Fireproof safes

Contact

The Federation of Japan Safe-Furniture cooperatives

☎ 03-6659-6248



Needles

Contact

Pharmaceutical Society of Edogawa

☎ 03-5607-1535

Return used needles from home use to the medical institution that issued them or to a pharmacy displaying "Used Needle Collection."



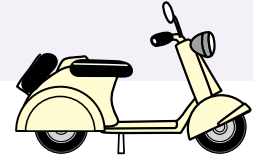
Motorcycles

Contact

Motorcycle Recycling Call Center

☎ 050-3000-0727

※Bicycles and motorcycle parts are not accepted.
※Please consult your retailer first.



Hazardous and Difficult-to-Dispose Items

Consult the manufacturer or retailer, or request disposal through a specialized contractor.

Hazardous Items Flammable, toxic, or dangerous items; items with strong odors; chemicals, etc.

[Examples] Gas cylinders, volatile oils (gasoline, paint), waste oil, kerosene, explosives, portable power supplies (portable storage batteries), car and motorcycle batteries, chemicals



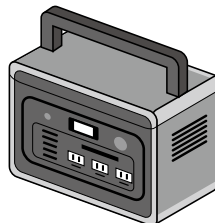
Propane gas cylinder



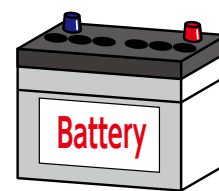
Paint



Kerosene



Portable power supply



Battery




Medicine

Difficult-to-Dispose Items Items that may interfere with disposal facility management or operations


[Examples] Stones, soil, sand, gypsum boards, bricks, concrete blocks, construction waste from DIY or renovations, pianos, cars, equipment containing fluorocarbons (dehumidifiers, air coolers, water coolers, water dispensers), solar panels, small incinerators, tires, items longer than 180 cm, items heavier than 50 kg



Stones



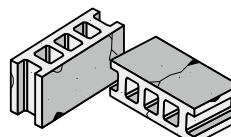
Soil and sand



Gypsum boards



Bricks



Concrete blocks



Tires

How to Dispose of Garbage During Disasters

For a swift recovery and reconstruction, correctly separate "household waste" and "cleanup waste"!

In the event of a major disaster such as a Tokyo metropolitan earthquake (Southern Kanto Inland Earthquake) or large-scale flooding, in addition to regular **household waste** generated from daily life, **cleanup waste** such as household items from damaged homes will also be generated. To ensure the swift disposal of waste during disasters, please cooperate by properly sorting and disposing of garbage.

For Those Able to Continue Living at Home

Household waste (waste generated from daily life)
Human waste (used portable toilets, emergency toilets, etc.)

Put out at the collection site.

- Please sort burnable garbage, non-burnable garbage, and recyclables as usual.
- During disasters, collection methods may differ from normal, so please check city announcements (on the city website, etc.).

Burnable Garbage (food waste, disposable diapers, etc.)

- Collection will resume as soon as possible.
- Please prioritize disposing of easily perishable waste, such as food waste.



Non-burnable Garbage Recyclables

(plastic containers and packaging, waste paper, glass bottles, cans, PET bottles)

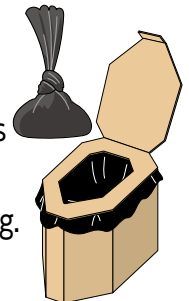
- Since burnable garbage is prioritized, regular collection and recycling may be suspended.

⚠ Please store waste at home until collection resumes.

Human waste (used portable toilets, emergency toilets, etc.)

- In principle, it will be collected on burnable garbage days.
- Place in a separate bag from other burnable garbage, double-bag it, remove as much air as possible, and tie it tightly before putting it out.
- To make incineration easier, place burnable materials such as newspaper inside the bag.

⚠ Collected only during disasters.



For Those Evacuated to Shelters

Shelter waste

Dispose of garbage generated at shelters in accordance with each shelter's rules.



Plastic Containers and Packaging

Waste Paper

Glass Bottles, Cans, and PET Bottles

Burnable Garbage

Non-burnable Garbage

Bulky Waste

Items Collected at Specified Collection Points

Items Not Collected by the City

How to Dispose of Garbage During Disasters

Business Waste

Flow of Recyclables and Garbage

What You Should Do in This Situation?


For Those Able to Continue Living at Home

For Those Evacuated to Shelters

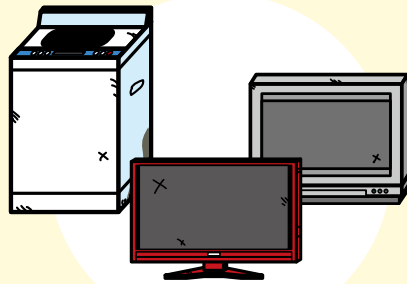
Cleanup waste (Large household items from damaged homes, such as furniture, appliances, futons, tatami mats)

Bring to locations designated by the city such as parks


- Temporary storage sites for cleanup waste will be set up in nearby parks, etc.
 - **The city will determine the locations based on the disaster situation and announce them the city website, etc.**
 - Do not place cleanup waste on roads, as it may obstruct recovery activities.
 - Bring items to the designated site yourself and sort them by type.
- ⚠ Household waste, such as burnable garbage, cannot be brought in.**



Broken furniture



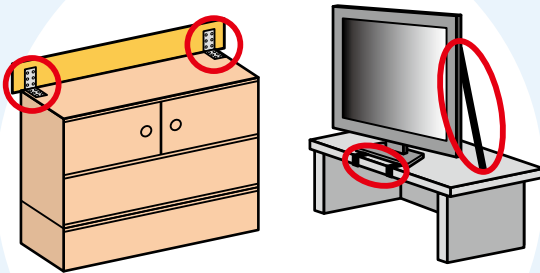
Damaged appliances



Futons and tatami mats

Daily preparedness is important.

Take measures to prevent furniture from tipping over.



Securing furniture and appliances helps prevent injuries and reduces disaster waste. Seismic reinforcement of homes is also effective in reducing disaster waste.

Organize and reduce unnecessary items on a regular basis.



During disasters, large amounts of cleanup waste are generated. To reduce damage and lessen the burden during disasters, avoid stockpiling unnecessary items at home and dispose of them regularly.

Notices from the City

City website



City Disaster Prevention App ios



City Official LINE account



City Disaster Prevention Portal



City Disaster Prevention App Android



City Official X (formerly Twitter)



Business Waste

※For details, please visit the city website.



Businesses are required, in accordance with the Waste Management and Public Cleansing Law, to either transport waste generated from their operations to a disposal facility themselves or entrust it to a licensed waste disposal contractor for proper treatment.

When entrusting business waste to a waste disposal contractor

Contact

- Referral of waste disposal contractors

General waste Tokyo Waste Management Cooperative

☎03-3232-6249

Industrial waste Tokyo Industrial Waste Association

☎03-5283-5455

- Referral of business paper recycling contractors

Edogawa Resource Recycling Cooperative

☎03-5607-2131

When disposing of business waste through city collection

- Follow the rules below and put waste out by 8:00 a.m. on the collection day, **with a Business Waste Disposal Ticket attached.**
- Up to **three 45 L bags** per collection. Liquid and powdery items cannot be collected.
- Be sure to write your shop or company name on the Business Waste Disposal Ticket.
- If your residence and business are at the same location, separate household waste from business waste.

事業系有料ごみ処理券シール



Available at stores displaying the "Edogawa City Garbage Disposal Ticket Sales" sign, such as convenience stores and supermarkets. Please check prices on the website or at stores.

How to Dispose

Burnable Garbage Non-burnable Garbage

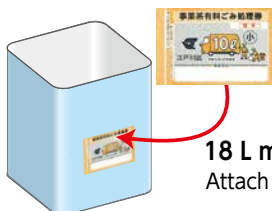


If using bags:

Attach a ticket that matches the bag size.

If using containers

Attach tickets according to the amount of waste.

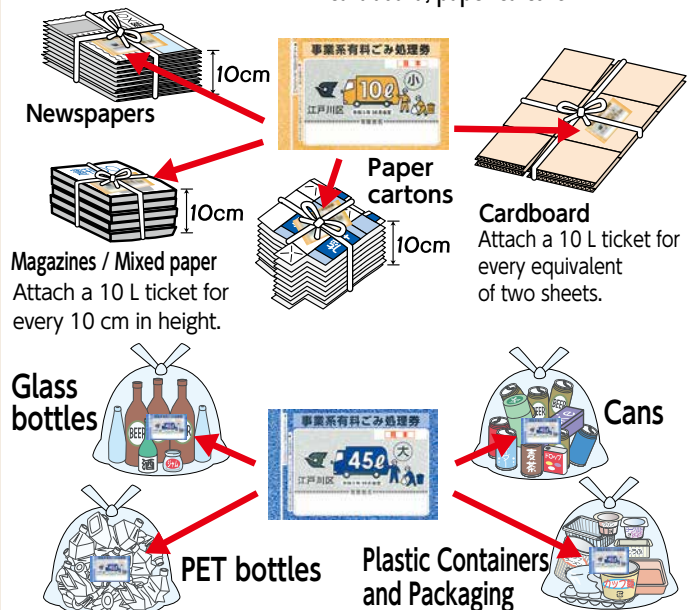


Items Difficult to Put Out in Bags

18 L metal cans
Attach a 10 L ticket per can.

Recyclables

Newspapers, magazines/mixed paper, cardboard, paper cartons



Sort glass bottles, cans, PET bottles, and plastic containers and packaging separately, place them in bags, and attach a ticket that matches the bag size.

Plastic Containers and Packaging

Waste Paper

Glass Bottles, Cans, and PET Bottles

Burnable Garbage

Non-burnable Garbage

Bulky Waste

Items Collected at Specified Collection Points

Items Not Collected by the City

How to Dispose of Garbage During Disasters

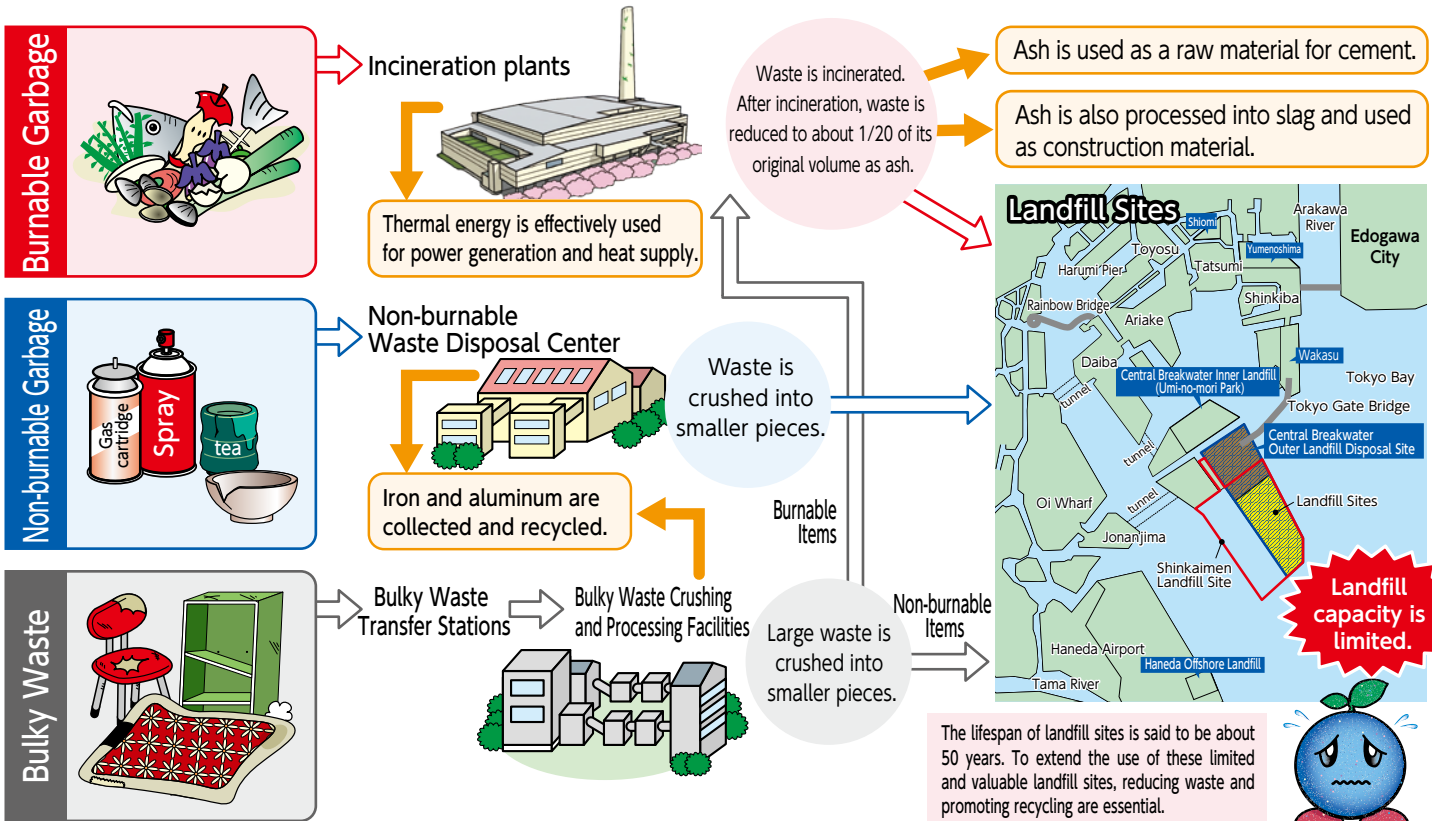
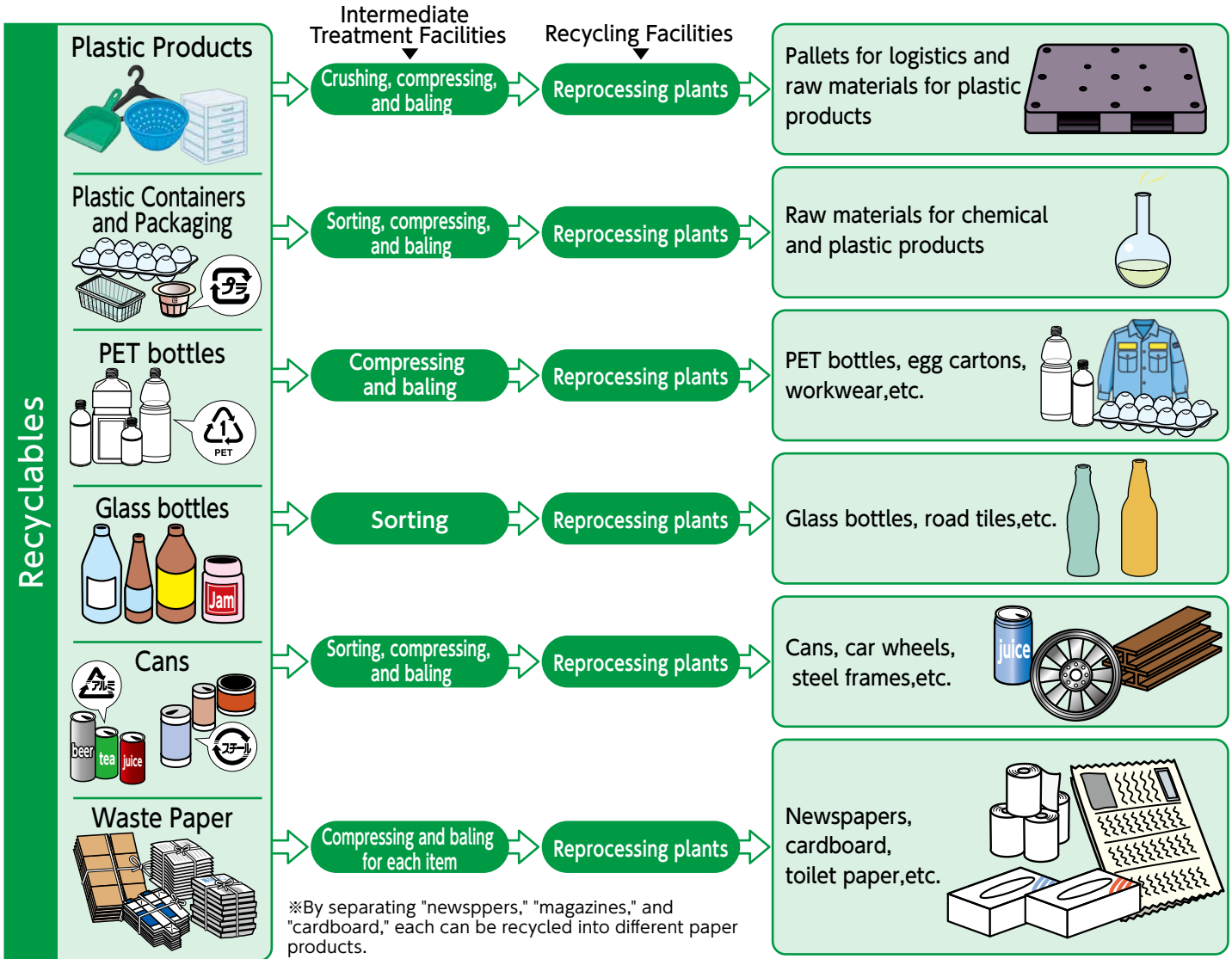
Business Waste

Flow of Recyclables and Garbage

What You Should Do in This Situation?

Flow of Recyclables and Garbage

Recyclables and waste are processed, recycled, and properly utilized.



※This diagram shows an overview of the process.

Plastic Containers and Packaging
Waste Paper
Glass Bottles, Cans, and PET Bottles
Burnable Garbage
Non-burnable Garbage
Bulky Waste
Items Collected at specified Collection Points
Items Not Collected by the City
How to Dispose of Garbage During Disasters
Business Waste
Flow of Recyclables and Garbage
What You Should Do in This Situation?

What You Should Do in This Situation?




Use and Management of Collection Sites

If you are unsure which collection site to use due to moving into or within the city, please consult your neighbors, the residents' association, your property management company, or other users of the site. Collection sites are jointly managed by users, so please discuss and use them cooperatively.

If measures against scattering or crows are needed:

Collection nets are available for loan to prevent scattering, crows, and unauthorized removal. They are not available for individual household collection. Please designate a person responsible for management from among users of the site and apply at your local sanitation office.



In case of severe weather such as typhoons or heavy snow:

Collection times may be significantly delayed or services may be suspended due to weather or traffic conditions. Please check the city website for updates. Please help prevent the scattering of recyclables and garbage.

When disposing of a large amount of waste:

When putting out household waste at a collection site, the limit is three 45 L bags at a time. **If you need to dispose of a large amount of waste temporarily** due to moving or garden pruning, **a fee will apply**. Please contact your local sanitation office for details.

If you cannot bring waste to the collection site:

If you have difficulty to bring waste to the collection site, such as households consisting solely of individuals aged 65 or older, or persons with disabilities, or if you have difficulty moving bulky waste, please contact your local sanitation office.

If you need help disposing of animal remains (dogs, cats, etc.):

For disposal of pets such as dogs and cats under 25 kg, or animals found deceased on your property, please contact your local sanitation office. Upon notification from the owner or manager, the sanitation office will collect the remains **for a fee** and transfer them to a contractor for joint cremation and burial.

If you would like to start a community collection of waste paper, aluminum cans, etc.:

Please use the community recycling system for items such as waste paper and aluminum cans generated at home. The city supports these activities by providing incentives based on the amount collected.:



Main Contact Information

Recyclables:	Resource Recycling Promotion Section (Chuo 1-4-1)	☎ 03-5662-1689
Garbage disposal method (General inquiries)	Koiwa Sanitation Office (Higashi Koiwa 1-7-7)	☎ 03-3673-2551
	Kasai Sanitation Office (Rinkai-cho 4-1-2)	☎ 03-3687-3896
	Komatsugawa Sanitation Branch Office (Hirai 1-8-8)	☎ 03-3684-6060
Bulky waste:	Bulky Waste Reception Center	☎ 03-6744-5700
About this booklet (Editing and publication):	Cleaning Division, Edogawa City (Chuo 1-4-1)	☎ 03-5662-4387

