

Burnable garbage

Collected
twice a week

day

How to separate

Food scraps



Drain all water

Egg shells
and
other shells



Paper waste



Paper
diapers



Remove filth

Clothes

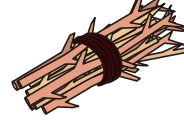


Cooking
oils



Soak up cooking oil
with a paper or cloth to
prevent splashing.

Tree branches
and flowers



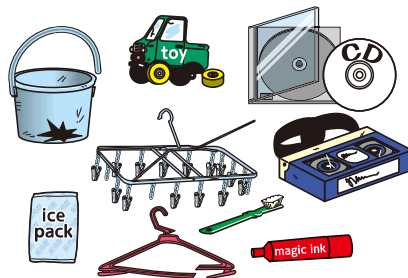
Cut them into pieces
about 30 cm long and
bundle them together.

Burnable plastic garbage

Plastics with the Pla-mark
that are dirty or have silver parts



Plastics without
the Pla-mark
(toys, daily necessities, etc.)



Rubber and leather goods



How to dispose

- ◆ Put them together in a garbage container or a transparent or translucent bag that you can see the inside of.
- ◆ Drain food garbage well before putting them out.
- ◆ Wrap the garbage in a paper bag and put it in a garbage bag so that it is not visible to crows.
- ◆ Wrap up dangerous items like skewers and make sure that they will not poke through the bag.
- ◆ Please soak up cooking oil with a paper or cloth to prevent splashing.
- ◆ Remove filth from paper diapers.
- ◆ Dispose of old clothes and cloths with groups that recycle them when possible.


Non-burnable garbage

Collected
twice a month

day

How to separate

Metal with plastic parts
that cannot be removed



Small household
appliances less
than 30 cm long



Please delete any personal information.

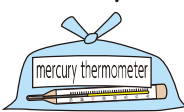
Chinaware, glass, and cutlery
Cracked glass bottles that cannot be
disposed of as recyclables



Please wrap them in newspaper
and write "DANGER."

Mercury thermometers

Separate from other garbage,
put it in a transparent or translucent bag,
and indicate it as "mercury thermometer".
You can also bring it to the sanitation
section and sanitation office of
Edogawa City-before disposing of it.

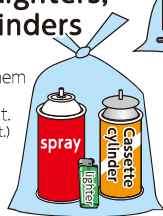


Metals and dry cell batteries



Spray cans, lighters,
cassette cylinders

Be sure to use up the
contents and classify them
from other garbage
before putting them out.
(See the column on the right.)



Light bulbs and
fluorescent lights

Put them in a paper case.



How to dispose

- ◆ Put them together in a garbage container or a transparent or translucent bag that you can see the inside of.
- ◆ Wrap sharp items such as glass and knives in newspaper and write "DANGER."
- ◆ Please put fluorescent lamps in the paper case that came with the product.
- ◆ Be sure to use up the contents of spray cans, lighters, and cassette gas cylinders, separate them from other non-burnable garbage, and put them out in a visible bag, because the contents of spray cans, lighters, and cassette cylinders may cause a fire if they are left inside. You do not need to make a hole.
- ◆ Button batteries, rechargeable batteries (including mobile batteries) are collected by manufacturers. Please contact for more information.
《Button Batteries》 Battery Association of Japan
<http://www.botankaishu.jp> Tel: 0120-266-205
《Rechargeable Batteries》 Japan Portable Rechargeable Battery Recycling Center
<https://www.jbrc.com/> Tel: 03-6403-5673