




How to separate plastic containers and packaging for recyclables

The Pla-mark is printed on containers and bags that contain goods such as food and clothing.

Garbage with a Pla-mark that are not dirty and don't have silver parts is recyclable.



How to dispose

- ◆ Wash to remove dirt and drain.
- ◆ Items with stains that cannot be removed or silver/aluminum parts go in burnable garbage.
- ◆ Remove as many trademark labels and price tags as possible.
- ◆ Put them together in a transparent or translucent bag that you can see the inside of.
- ◆ **Do not put glass bottles, cans, and PET bottles together.**

How to separate

PET bottles



PET bottles with a PET mark


Juice, green tea, sports drink, alcohol, soy sauce, soup, mirin, etc.



Glass bottles


Glass bottles for beverages and food such as juice, alcohol, and wine

Food bottles for jams and seasonings



Cans

Aluminum and steel cans for beverages and food, beverage cans such as juice and beer cans, and food cans for tea, seaweed, cookies, etc.



Used paper

Newspapers (including fliers), magazines, and paper waste, cardboards and paper cartons (white inside).

* Paper such as photographs, thermal paper, paper with oil and medicine, shredded paper, paper with plastic stuck should be placed in the burnable garbage.

* As for the kind of paper waste, please see Page 3.



How to dispose

- Place in the green collection net after removing the cap and label and rinsing the inside lightly.
- Put out caps and labels as plastic containers and packaging.
- Place in the yellow container after removing the cap, rinsing lightly, and draining.
- Place other glass such as oil and cosmetic bottles, cracked bottles, heat-resistant glass, bulbs, fluorescent lamps, flat glass, and cups in non-burnable garbage.
- Place in the blue container after rinsing lightly and draining.
- Place other cans such as oil cans, paint cans, 18-liter square cans, spray cans, cassette gas cylinders, etc. in the non-burnable garbage.
- Tie up garbage of the same type with string before putting it out.
- Paper cartons (e.g., milk) must be 500 ml or larger and white inside. Rinse with water, cut open, and dry before disposing.
- Tie paper waste such as snack and tissue boxes together with magazines, or tie them with only paper waste.