

**Archive Edition**



# Basic Rules for Disposing of Recyclables and Garbage

- 1 Please dispose of recyclables and garbage by 8:00 a.m. on the designated day.**
- 2 The collection and disposal methods for recyclables and garbage are different for each type, so please sort and dispose of them according to the designated sorting method.**
- 3 Please check the garbage collection days on the signboard at the collection site, on the website, etc., and make sure to put garbage at the designated collection site.**
- 4 Let's all keep the garbage collection site clean.** \* Garbage that is not put out according to the rules cannot be collected.

## Contents

- ◆ How to separate and dispose of recyclables .....Page 1
- ◆ How to separate and dispose of burnable and non-burnable garbage.....Page 2
- ◆ How to dispose of recyclables: Properly sort and reduce waste .....Page 3
- ◆ How to recognize plastic containers and packaging as recyclables, and how to dispose of PCs and fire extinguishers .....Page 4
- ◆ How to dispose of bulky garbage .....Page 5
- ◆ How to dispose of recyclable home appliances, business-related garbage, and recyclables .....Page 6
- ◆ Additional information .....Page 7

**The telephone number of the bulky garbage reception center has been changed since March 1, 2023. See page 5 for details.**

**Non-burnable garbage is collected on the 1st and 3rd or 2nd and 4th weeks of each month.**

**There is no collection on the 5th week of the month.**

**You can download this guide on the website in Japanese and in other languages.**

### Supported Languages

- Japanese    • English
- Chinese     • Korean






## How to separate plastic containers and packaging for recyclables

The Pla-mark is printed on containers and bags that contain goods such as food and clothing.

**Garbage with a Pla-mark that are not dirty and don't have silver parts is recyclable.**



## How to dispose

- ◆ Wash to remove dirt and drain.
- ◆ Items with stains that cannot be removed or silver/aluminum parts go in burnable garbage.
- ◆ Remove as many trademark labels and price tags as possible.
- ◆ Put them together in a transparent or translucent bag that you can see the inside of.
- ◆ **Do not put glass bottles, cans, and PET bottles together.**

## How to separate

PET bottles



**PET bottles with a PET mark**

Juice, green tea, sports drink, alcohol, soy sauce, soup, mirin, etc.



Glass bottles


**Glass bottles for beverages and food such as juice, alcohol, and wine**

Food bottles for jams and seasonings



Cans

**Aluminum and steel cans for beverages and food, beverage cans such as juice and beer cans, and food cans for tea, seaweed, cookies, etc.**



Used paper

**Newspapers (including fliers), magazines, and paper waste, cardboards and paper cartons (white inside).**

\* Paper such as photographs, thermal paper, paper with oil and medicine, shredded paper, paper with plastic stuck should be placed in the burnable garbage.

\* As for the kind of paper waste, please see Page 3.




## How to dispose

- Place in the green collection net after removing the cap and label and rinsing the inside lightly.
- Put out caps and labels as plastic containers and packaging.
- Place in the yellow container after removing the cap, rinsing lightly, and draining.
- Place other glass such as oil and cosmetic bottles, cracked bottles, heat-resistant glass, bulbs, fluorescent lamps, flat glass, and cups in non-burnable garbage.
- Place in the blue container after rinsing lightly and draining.
- Place other cans such as oil cans, paint cans, 18-liter square cans, spray cans, cassette gas cylinders, etc. in the non-burnable garbage.
- Tie up garbage of the same type with string before putting it out.
- Paper cartons (e.g., milk) must be 500 ml or larger and white inside. Rinse with water, cut open, and dry before disposing.
- Tie paper waste such as snack and tissue boxes together with magazines, or tie them with only paper waste.

# Burnable garbage

Collected  
twice a week



day

## How to separate

Food scraps



Drain all water

Egg shells  
and  
other shells



Paper waste



Paper  
diapers



Remove filth

Clothes

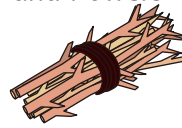


Cooking  
oils



Soak up cooking oil  
with a paper or cloth to  
prevent splashing.

Tree branches  
and flowers



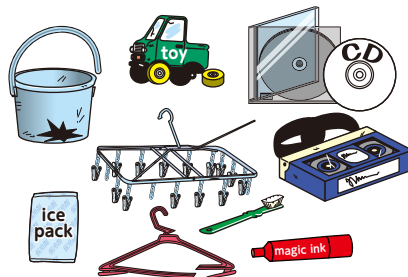
Cut them into pieces  
about 30 cm long and  
bundle them together.

## Burnable plastic garbage

Plastics with the Pla-mark  
that are dirty or have silver parts



Plastics without  
the Pla-mark  
(toys, daily necessities, etc.)



## Rubber and leather goods



## How to dispose

- ◆ Put them together in a garbage container or a transparent or translucent bag that you can see the inside of.
- ◆ Drain food garbage well before putting them out.
- ◆ Wrap the garbage in a paper bag and put it in a garbage bag so that it is not visible to crows.
- ◆ Wrap up dangerous items like skewers and make sure that they will not poke through the bag.
- ◆ Please soak up cooking oil with a paper or cloth to prevent splashing.
- ◆ Remove filth from paper diapers.
- ◆ Dispose of old clothes and cloths with groups that recycle them when possible.

# Non-burnable garbage


Collected  
twice a month



day

## How to separate

Metal with plastic parts  
that cannot be removed



Small household  
appliances less  
than 30 cm long



Please delete any personal information.

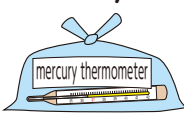
Chinaware, glass, and cutlery  
Cracked glass bottles that cannot be  
disposed of as recyclables




Please wrap them in newspaper  
and write "DANGER."

## Mercury thermometers

Separate from other garbage,  
put it in a transparent or translucent bag,  
and indicate it as "mercury thermometer"  
You can also bring it to the sanitation  
section and sanitation office of  
Edogawa City-before disposing of it.

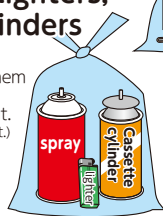


Metals and dry cell batteries



Spray cans, lighters,  
cassette cylinders

Be sure to use up the  
contents and classify them  
from other garbage  
before putting them out.  
(See the column on the right.)



Light bulbs and  
fluorescent lights

Put them in a paper case.



## How to dispose

- ◆ Put them together in a garbage container or a transparent or translucent bag that you can see the inside of.
- ◆ Wrap sharp items such as glass and knives in newspaper and write "DANGER."
- ◆ Please put fluorescent lamps in the paper case that came with the product.
- ◆ Be sure to use up the contents of spray cans, lighters, and cassette gas cylinders, separate them from other non-burnable garbage, and put them out in a visible bag, because the contents of spray cans, lighters, and cassette cylinders may cause a fire if they are left inside. You do not need to make a hole.
- ◆ Button batteries, rechargeable batteries (including mobile batteries) are collected by manufacturers. Please contact for more information.  
《Button Batteries》 Battery Association of Japan  
<http://www.botankaishu.jp> Tel: 0120-266-205  
《Rechargeable Batteries》 Japan Portable Rechargeable Battery Recycling Center  
<https://www.jbrc.com/> Tel: 03-6403-5673

# How to dispose of recyclables: Properly sort and reduce waste



## How to dispose of PET bottles

- 1 Remove the caps and labels.**  
(Dispose of the caps and labels as plastic containers and packaging.)
  - 2 Rinse the inside lightly with water.**
  - 3 Crush it.**
  - 4 Place in the green net bag at the collection site.**
- PET bottles that are collected have a PET mark.  
Dispose of bottles with a Pla-mark as plastic containers and packaging.

## How to dispose of bottles

- 1 Remove the caps.**  
(Place metal caps in non-burnable garbage and plastic caps in plastic garbage.)
  - 2 Rinse the inside lightly with water.**
  - 3 Put in a container.**
- <Don't put out>**  
 ✗ Cosmetic bottles ✗ Cooking oil bottles ✗ Broken bottles ✗ Glass cups  
 In addition, please dispose of glass products that are not bottles as non-burnable garbage.
- \* Leave it in the container without putting it in a bag.

## How to dispose of cans

- 1 Rinse the inside lightly with water.**
  - 2 Put in the container.**
- <Don't put out>**  
 ✗ Spray cans  
 ✗ Gas cylinders  
 ✗ Cans other than beverages and food  
 ✗ Paint cans  
 ✗ Cans with irremovable stains
- \* Leave it in a container without putting it in a bag.

## Paper waste

- Old paper waste that is not classified as newspapers, magazines, cardboard, paper packs is paper waste.
- 1 Remove anything that is not paper such as plastic.**  
**2 Crush boxes.**  
**3 Bundle with magazines or only paper waste**
- \* Do not put them in a paper bag.

# How to identify which plastic goes in plastic containers and packaging for recyclables

## Key points for recognizing containers and packaging plastics as recyclables

- Have a Pla-mark
- Are not dirty
- Don't have silver parts



\* Even if they have a Pla-mark, items that are dirty or have silver parts go to burnable garbage.

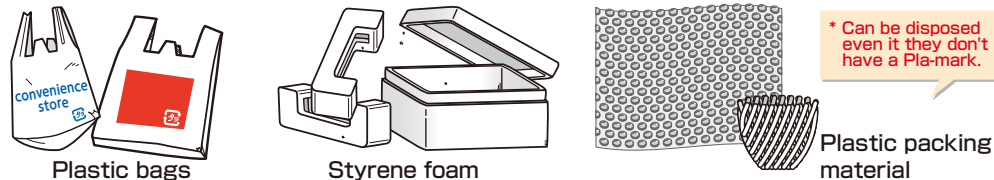
### Food and drinks, etc.



### Daily necessities, household goods, etc.



### Plastic bags, packaging materials, etc.



\* Do not put glass bottles, cans, or PET bottles in plastic containers or packaging bags.

## Personal computers (cannot be collected by the city)

### Ask the manufacturer for disposing

- Send an application to the computer manufacturer you purchased from by phone, etc.
- Ask the PC 3R Promotion Association (Tel: 03-5282-7685, Homepage: <https://www.pc3r.jp/>) if you have a PC that is self-built or from an unknown manufacturer

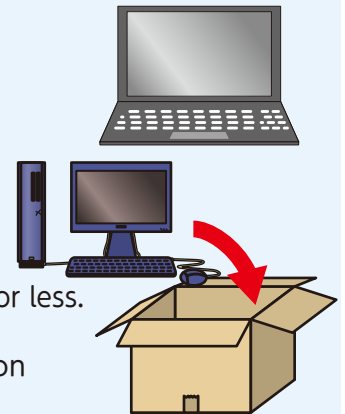


### Ask an affiliated company

- ReNet.jp recycle, a company certified by the Small Home Appliance Recycling Law, will collect it by courier. If you send an application via the Internet (<https://www.renet.jp/>), the courier will come to pick it up on the requested date and time (the next day at the earliest). Peripherals such as printers and scanners can be collected together.

### [Collecting procedures]

- (1) Application
  - Apply through the Internet.
- (2) Pack the items to be collected
  - Pack them in a cardboard box, etc.
  - Total dimensions (length+height+width) must be under 140 cm, and it must weigh 20 kg or less.
- (3) Collected by the courier company
  - The courier will come to the collection on the requested date and time.



## Fire extinguishers (cannot be collected by the city)

- Request a collection or carry the garbage to a designated center or collection site. Please contact the Fire Extinguisher Recycling Promotion Center (Tel: 03-5829-6773) in advance.
- \* Aerosol-type fire extinguishers and extinguishers made in foreign countries are not eligible.



# How to dispose of bulky garbage

Reservation required  
(fees apply)

- \* Items that were used at home and have at least one dimension (length, height, or width) that is 30 cm or longer.
- \* Bulky garbage from business activities are not collected by the city.

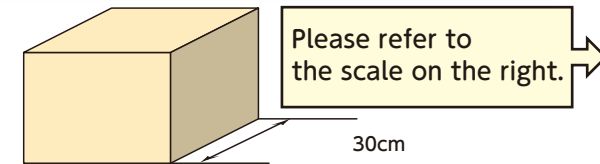
## \* An advance reservation is required (including carry-in)

Send an application to the **bulky garbage collection center** by phone or through the Internet.

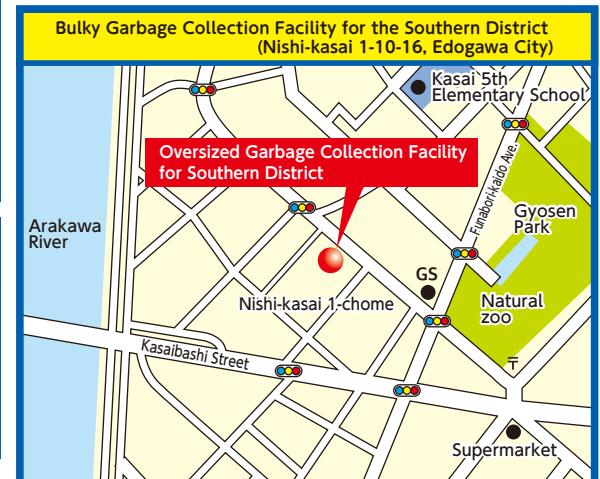
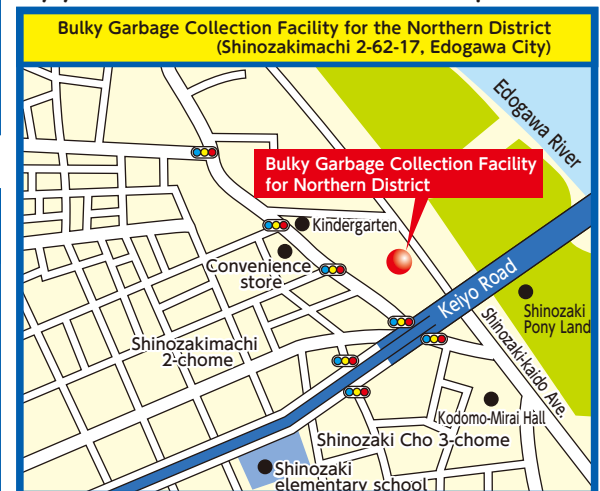
Phone number **03-6744-5700** Hours: 8:00 a.m. to 7:00 p.m. (Monday to Saturday) (excluding year-end and New Year holidays)

URL <https://ecolife.e-tumo.jp/edogawa.tokyo-u/> Available 24/7 (excluding year-end and New Year holidays)

\* To apply online, please go to the above URL or use the QR code and follow the instructions.



You can also bring them to a designated place by yourself (advance reservation required).



If you request a collection, it will take place between 8:00 a.m. and 3:30 p.m. on the day of your reservation. (You cannot choose a specific time)

Stick a bulky garbage ticket to the item, write your name (receipt number), and place it at the specified collection point by 8:00 a.m. on the collection day.  
\* Collected every day excluding year-end and New Year holidays

### Bulky garbage ticket (sticker)

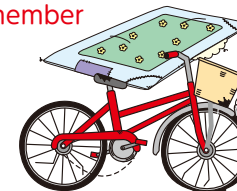
Purchase at a convenience store or supermarket displaying a "Edogawa City charged garbage treatment ticket counter" sign.



### For those who want to carry their garbage to a facility (see the map)

Between 9:00 a.m. to 3:30 p.m. on your requested date, bring in to the bulky garbage center with ticket attached (excluding free items).  
The center is open every day, including Sundays and national holidays (except for the year-end and New Year holidays).  
The price is lower than that for collection.

- \* Please note that only the person or a family member living with you can bring it.
- Please bring an ID to confirm your identity (driver's license, insurance card, etc.).
- \* You can bring up to 10 items per household, three times per fiscal year.



### In Edogawa City, the following items cannot be brought in or collected as bulky garbage.

- Items specified by the Electric Appliance Recycling Law (air conditioners, TVs (CRT, LCD, and plasma), washing machines, clothes dryers, refrigerators, and freezers)
- Items eligible for PC recycling (main unit, display, laptop)
- Items deemed difficult to process (motorcycles, cars, tires, fire-proof safes, extinguishers, gas cylinders, etc.)
- Items that are hard to collect (items longer than 180 cm, tree trunks, items with a width of more than 30 cm)

○ Consign bulky garbage from business activities to an industrial waste disposal company.

## Items covered by the Home Appliances Recycling Law (Cannot be collected by the city)

Air conditioners, TVs (CRT, LCD, plasma), washing machines, clothes dryers, refrigerators, and freezers are subject to the Home Appliance Recycling Law.

### ● When requesting home collection (Recycling fees and collection/transportation fees apply)

Ask the home appliance retailer where you bought the items for disposal. For collection, contact the Consumer Electronics Center.

Tel: **0570-087200** Hours: 9:00 a.m. to 5:00 p.m. Monday to Friday: closed on national holidays, year-end and New Year holidays

### ● When bringing it yourself (Recycling fees apply)

(1) Check the manufacturer's name. Also check the screen size (inches) for TVs and capacity (liters) for refrigerators.

(2) Pay recycling fees by wire transfer at a post office.

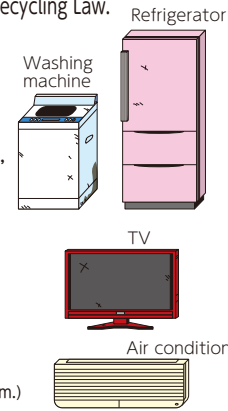
(3) Bring the garbage to the designated location.

Edogawa Branch, Okayamaken Freight Transportation Co.,Ltd.,

Location: Kasai Truck Terminal Building Number 2, 4-3-1 Rinkai-cho, Edogawa City

Hours: Monday to Saturday (except national holidays, Obon, year-end and New Year holidays), 9:00 a.m. to 5:00 p.m. (excluding 12:00 p.m. to 1:00 p.m.)

Please check the Internet for business days before going out, as there are temporary closures.



## Do not use bulky waste collection companies.

If you hand over your garbage to an unauthorized collection company that does not have the appropriate permissions, it will be impossible to confirm that they disposed of properly in accordance with the law.

Not only does it have a negative impact on the environment, but it can also result in exorbitant fees.



Please dispose of business-related garbage and recyclables by 8:00 a.m. on collection days in accordance with the following rules

## Burnable and non-burnable garbage

### When putting out in a bag



Attach a garbage disposal ticket that matches the size of the bag.

### When putting out in a container



Attach a garbage disposal ticket that matches the amount of garbage.

### When putting out something difficult to place in a bag

18 liter square cans



Fluorescent lights



Attach a 10L-garbage disposal ticket to each 18-liter square can.

## Recyclable garbage

### Newspapers, magazines and paper waste, cardboards, and cartons



Newspapers

10cm

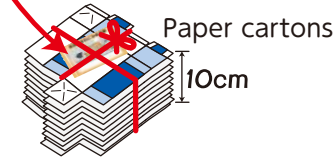
Magazines and other paper waste

Attach a 10 L garbage disposal ticket for every ten cm in height.



Cardboard

Attach a garbage disposal ticket of 10 L per two cardboard boxes (box size: box of oranges).



Paper cartons

10cm

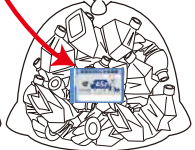
Glass bottles



Cans



PET bottles



Plastic Containers and Packaging



Bottles, cans, PET bottles, plastic containers and packaging should be placed in separate bags, and attach a garbage disposal ticket that matches each size of bag.

## Except for household garbage from household activities, they are all classified as business-related garbage.

Based on the Waste Management and Public Cleansing Act, business-related garbage cannot be collected by the city in principle.

Please entrust it to a private waste collection and transportation company.

\* Garbage from shops and offices is collected as long as it does not interfere with household garbage collection. Fees apply for all services. Please purchase a business-related paid garbage disposal ticket in advance and put it out.

## Business-related paid garbage disposal ticket (sticker)

Purchase in a convenience store or supermarket displaying or "Edogawa City charged garbage treatment ticket counter" sign. Please check the website or shops for the price.



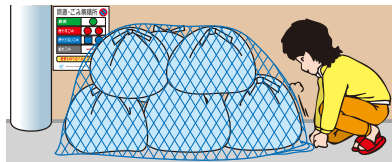
# Additional information

## Use and management of the collection site

The collection site is managed jointly by the users. Please discuss it carefully before using it. If you wish to newly establish or divide, please contact the relevant sanitation office with your agreement.

## Prevention of scattering and crow deterrents

As a measure to prevent scattering, crow deterrents, and stealing garbage, nets are lent to each collection site. Please apply to a sanitation office to decide the person to manage from those who are using the collection site.



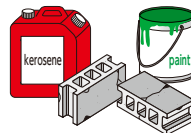
## Disposing a large amount of garbage

When discharging household garbage to the collection site, the maximum amount must be up to three bags of 45 L at a time. Fees are charged when disposing of large amounts of garbage temporary, such as when moving or trimming plants. Please contact the sanitation office for details.

## Harmful, dangerous, offensive smelling garbage, etc.

The following cannot be collected by the city.

1. Harmful, dangerous, offensive smelling goods such as gas cylinders, benzene (gasoline, paints), waste oil, kerosene, gunpowder, batteries, button batteries, products that use chlorofluorocarbon gas or substitute chlorofluorocarbon gas that are not subject to the Home Appliance Recycling Law
2. Items that may interfere with the management or disposal of the disposal site such as fire extinguishers, safe, chemicals, etc.
3. Other automobiles, motorcycles, tires, soil, stones, sand, blocks, construction waste, etc. Please have it picked up by the shop where you purchased it or have it processed by a professional service provider. If you have any questions, please contact the sanitation office.



## Difficulty disposing of garbage

If it is difficult for you to put garbage or recyclables in a collection site (living alone over 65 years old, all households over 65 years old, or households with disabled persons only), a staff member will come to your home to pick up your garbage or recyclables. For more information, please contact the sanitation office.

## If you are having trouble handling animal carcasses such as dogs and cats

Please contact the sanitation office for carcass disposal of pet dogs and cats weighing 25 kg or less, and animals that have died on your premises (fee of charged). Upon notification from the owner, manager, etc., the sanitation office will pick it up for a fee and hand it over to the companies involved.

## When you wish to start a group collection of used paper or aluminum cans

Use group collection of used paper, aluminum cans, and other recyclables from households. In this activity, which raises awareness of recycling, about 700 groups in the city, including neighborhood associations, residents' associations, children's associations, and PTA groups, are active as group collection registered organizations. You can start group collections for your area or condominium. Registering with the city enables you to receive various support. For details, please contact the cleaning division of the Resource Recycling Promotion section (03-5662-1689).

## Please use the Edogawa City AI chatbot

It can tell you how to dispose of garbage and the collection days.

URL

[https://www.city.edogawa.tokyo.jp/e025/kurashi/gomi\\_recycle/kategomi/chatbod.html](https://www.city.edogawa.tokyo.jp/e025/kurashi/gomi_recycle/kategomi/chatbod.html)



## Contacts

Koiwa Sanitation office,

Kasai Sanitation office,

Komatsugawa Sanitation Branch office,

Waste management and Recycling Section,

Higashi Koiwa 1-7-7,

Rinkai-cho 4-1-2,

Hirai 1-8-8,

Chuo 1-4-1,

TEL : 03-3673-2551

TEL : 03-3687-3896

TEL : 03-3684-6060

TEL : 03-5662-8434