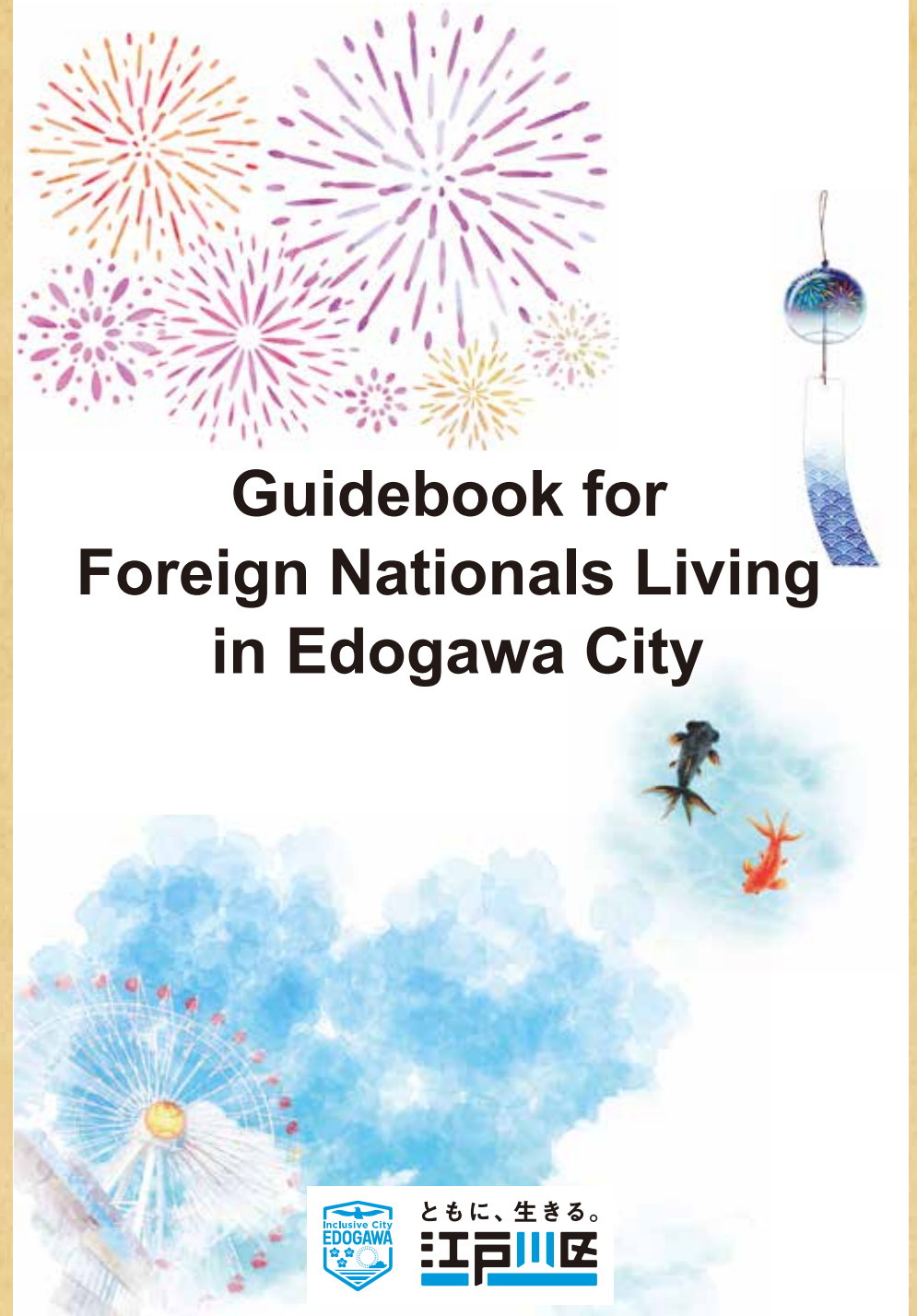


Guidebook for Foreign Nationals Living in Edogawa City



Edogawa City

Guidebook for Foreign Nationals Living in Edogawa City



Guidebook for Foreign Nationals Living in Edogawa City



ともに、生きる。
江戸区

Guidebook for Foreign Nationals Living in Edogawa City

CONTENTS

Welcome to Edogawa City	01
Code for a City to Live Together	02
Map of Edogawa City by Area	04
Main Government Building and Branch Offices of the Edogawa City Office	05
The City's Major Events and Activities	08
Famous Places to Visit in Edogawa City	10
In Case of Emergency (Acute Illness, Trouble, and Accident)	19
Disasters (Earthquake and Typhoon/Torrential Rain)	21
Procedures for Resident Registration and Others	25
Information on Daily Life	29
Other Information on Daily Life	36
COLUMN on Daily Life	37
COLUMN on Japanese Culture	39
Transportation System	44
Medical Care	53
Various Consultations and Procedures	58
Facilities in Edogawa City	62
Learning Japanese	75
Leaflets and Materials for non-Japanese Speakers	76
Information on Edogawa City	78

Guidebook for Foreign Nationals Living in Edogawa City

Issued by SDGs Promotion Department and
Inclusive City Promotion Section, Edogawa City
Issued on March 2023



Welcome to Edogawa City



Edogawa City

is surrounded by water and greenery and a pleasant place to live.

The City aims to be a place where people can be themselves and live a life with peace of mind. When you are in trouble or there is something you do not know, come to the City Office.

The City's website

can be translated into various languages merely by clicking/tapping.



This Guidebook

has been prepared for those who have started living in Japan for the first time.

This is handy in size, and we hope you will fully utilize it.

This will help you to live a comfortable life in Edogawa City.

Code for a City to Live Together

On July 1, 2021, Edogawa City established the Code for a City to Live Together.

This explains, in an easy-to-understand way, the philosophy of Edogawa City in realizing a place where people can live a life with peace of mind.

Living together: Edogawa City aims to be a place where we respect one another, and everyone can live with peace of mind.

Living with others

People living in this city range in age from 0 to over 100.

They include those with disabilities and foreign nationals.

We believe that respect for individual differences is a source of impetus for community development.

Living with society

Individuals with different roles and circumstances gather in Edogawa City to study, work, play, and be active.

We believe that it is important for us to pool our strengths.

Living with business

Business operators active in Edogawa City are among the key citizens of our city.

We believe that they are a driving force in the community.

Living with the environment

Accepting disaster risks caused by being situated at sea level, we believe that it is crucial to leave no one behind in the event of emergencies such as widespread floods and massive earthquakes.

Living with the future

People around the world are starting to build a better future.

We want to learn from their efforts and take a lead in carrying this momentum forward.

Children born today will be living in Edogawa City in 2100, and we want to make this city a place brimming with hopes and dreams.

We have established this code in 2021 as our pledge to do all we can to realize this vision.

Map of Edogawa City by Area



Main Government Building and Branch Offices of the Edogawa City Office

Edogawa City Office

Address 1-4-1, Chuo, Edogawa-ku, Tokyo 132-8501

Business hours Monday to Friday from 8:30 to 17:00

Announcement of the extension of the business hours of the Resident Section of the City Office (Main Government Building)



Closed on Saturdays, Sundays, national holidays, and from December 29 to January 3

Telephone number 03-3652-1151

Access

- Edogawa Kuyakusho-mae
- About 10-minute bus ride from Shin-Koiwa Station on the JR Sobu Line
- About 15-minute bus ride from Funabori Station on the Toei Shinjuku Line
- About 30-minute bus ride from Nishi-Kasai Station on the Tokyo Metro Tozai Line

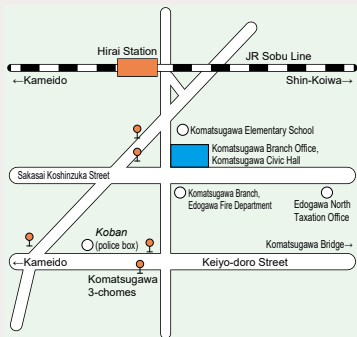


Branch offices

There are five branch offices of the Edogawa City Office providing services for residents in their respective areas.

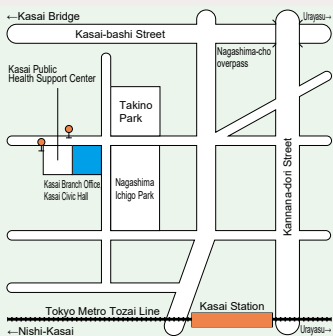
Procedures handled by branch offices
Notification concerning the family register, change of address, seal registration, national health insurance, national pension system, municipal tax, issuance of certifications, etc.

Komatsugawa Branch Office



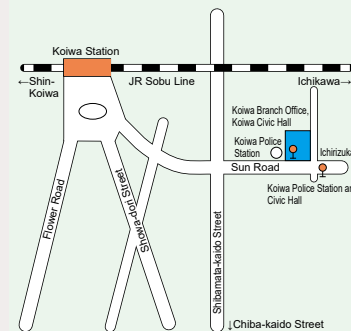
Address 4-1-1, Hirai, Edogawa-ku, Tokyo 132-0035 ☎ 03-3683-5181

Kasai Branch Office



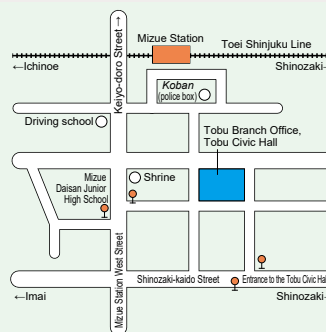
Address 3-10-1, Naka-Kasai, Edogawa-ku, Tokyo 134-0083 ☎ 03-3688-0431

Koiwa Branch Office



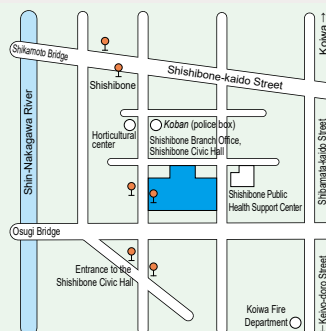
Address 6-9-14, Higashi-Koiwa, Edogawa-ku, ☎ 03-3657-1101 Tokyo 133-0052

Tobu Branch Office



Address 1-17-1, Higashi-Mizue, Edogawa-ku, ☎ 03-3679-1123 Tokyo 132-0014

Shishibone Branch Office



Address 1-54-2, Shishibone, Edogawa-ku, ☎ 03-3678-6111 Tokyo 133-0073



The City's Major Events and Activities

January Edogawa City Ceremony to Celebrate Citizens Turning 20
Party to Celebrate Citizens Turning 20

February Setsubun (last day of winter) ceremony at the Hirai Shoten Tomyoji Temple
Ikazuchi-no Daihannya Festival

March Shinkawa 1,000 Cherry Trees Festival



April Komatsugawa Promenade with 1,000 Cherry Trees Festival
Former Nakagawa Boat Festival

May Flower Festival
Flower Bed Contest and Festival

June Koiwa Iris Garden Festival and Environment Fair

July Goldfish Festival, Furukawa Festival, and Koiwa Morning Glory Festival



August Edogawa Fireworks Festival, and Paper Lantern Ceremony as a Memorial to the Victims of the Great Tokyo Air Raids at Former Nakagawa

September Gathering to Celebrate Longevity, full of everyone's smiles

October Edogawa Citizens' Festival, Pleasant Sports Festival, Edogawa Marathon, and Culture Festival

November Enjoyable Industry Fair
Edogawa Food Culture Festival



December Ice Festival



Ikazuchi-no Daihannya Festival



Former Nakagawa Boat Festival



Flower Festival



Goldfish Festival



Edogawa Fireworks Festival



Paper Lantern Ceremony as a Memorial to the Victims of the Great Tokyo Air Raids at Former Nakagawa



Gathering to Celebrate Longevity, full of everyone's smiles



Ice Festival

Famous Places to Visit in Edogawa City

1. Zenyo-ji Temple



◎Yogo-no-matsu (pine tree)

Zenyo-ji Temple is famous for its large black pine tree that is over 600 years old.

The branches extend up to 28 meters in the east-west direction and 32 meters in the north-south direction. The area covered by the branches is the largest in Japan. It was designated as a national natural treasure in 2011.

It is called “Yogo-no-matsu” for its magnificent appearance. (“Yogo” means a god or Buddha appearing in this world.)

The temple had another pine tree called “Hoshikudari-matsu.”

It was an old and large tree, which was 600 years old and 30 meters tall, but died from the damage caused by a typhoon in 1940. Today, the second Hoshikudari-matsu planted in 1953 is growing large.

Yogo-no-matsu and Hoshikudari-matsu are the same black pine, but the shapes are greatly different. Come look at them and compare their shapes. It’s interesting!



Yogo-no-matsu at Zenyo-ji Temple



◎Walking along the small shrines representing the 88 temples on Shikoku Island

It is and has been said in Japan that if you make a pilgrimage to the 88 temples on Shikoku Island and pray, 88 worldly desires (badness that disturbs, contaminates, or troubles your mind) will disappear and your wishes will come true.

In the precincts of Zenyo-ji Temple, there is a small path, along which small shrines (places to enshrine gods and Buddha) have been erected. Sand collected from the 88 temples on Shikoku Island is buried underneath each shrine. It is said that if you walk and say a prayer along the path, it has the same effect as though you had made pilgrimages to the 88 temples in Shikoku.



◎Buddha statue for rubbing

A Buddha statue for rubbing (called Binzuru-sama) sits outside the hall. It is said that if you rub the same part of the statue as your body part that has an illness or injury, you will be cured.

You may enter the precincts when the temple gate is open. Admission is free.

You can eat a box lunch sitting on a bench or drop by to have a rest while out for a walk.



2. Nagisa Park

◎Nagisa Pony Land

A waterfront park in the Sogo Recreation Park is named Nagisa Pony Land, where children up to elementary school level students can ride a pony free of charge. Many people visit the park on weekends.

The staff gently and attentively cares for the seven ponies and two goats every day.

All ponies are different in size and character.

“Goma-kun is a little easy to scare, but kind to people and very popular.



Visitors can touch and ride ponies that vary in their characteristics.

Sakura-chan often carries a baby on her back. She is so considerate as to walk slowly, keeping pace with the mother who is following her baby. Plum was born here and has been known since she was a baby, so people often talk to her.”

There are a variety of places to visit in this large park. It is recommended that one go on a pony ride after playing in the athletic facilities, or, if it is in spring, take a walk in Nagisa Park where Kawazu cherry blossoms are in bloom and then meet the ponies.

It must be very rare to find a place that is so close to the city center and where you can meet animals of this size. We hope many of you enjoy meeting them. Come and see our ponies! They are full of vigor.



Two goats: Fuji-chan and Ume-chan

Sogo Recreation Park



Buiroku (V6) Tree

● Observation Hill

We also recommend the Observation Hill in Nagisa Park!

An Buiroku tree donated by the members of the male idol group, V6.



Edogawa City Eiko Kadono Children's Literature Museum
(to be opened in November 2023)

● Edogawa City Eiko Kadono Children's Literature Museum

Filled with the view of the world of Eiko Kadono, the author of Kiki's Delivery Service, a strawberry-colored children's literature museum will open!

Edogawa City Eiko Kadono Children's Literature Museum



3. Shinsakongawa Shinsui Park Canoe Area



Shinsakongawa Shinsui Park Canoe Area



Canoe Trial Lesson for Residents



Edogawa City hosted the canoe slalom competition at the Olympic Games Tokyo 2020. Taking this as an opportunity, Edogawa aims to become a “City of Canoeing” and is endeavoring to build an environment where residents can enjoy canoeing. As the base for this aspiration, the Shinsakongawa Shinsui Park Canoe Area was opened in 2019.

Designed for beginners, the multi-purpose canoeing area is where they can experience canoeing casually without making a reservation. Canoes and life jackets can be rented, and visitors can go empty-handed, which is quite nice. You will be given brief instructions on how to row a canoe. If you would like to learn more, it is recommended that you take a trial lesson provided by the City.

There are two types of canoes: solo and tandem. A tandem canoe is more stable and therefore recommended for beginners. Children three years old and above can ride a tandem with an adult. In this way, people of all ages can enjoy canoeing.

Enjoy the pleasure of paddling, while feeling the rich nature of Japan such as cherry blossoms in spring and the lush green of trees in early summer. Guidance in English is available for the convenience of non-Japanese speakers. Come enjoy an unusual experience in your neighborhood.

4. Daini Kotobukiyu (public bath)



Daini Kotobukiyu is a historic public bath that opened in 1964. The curtain hung at the entrance is the public bathhouse's original and is replaced seasonally. When you enter the entrance, you will find a *bandai*, or watcher's seat (a place to collect admission fees and watch over the baths), in front of you. Pay the admission fee to the watcher. Today, baths having a watcher's seat are only about 10% of all baths in Tokyo. The large bathtubs in the bathroom are an ore bath and electric bath. In the smaller bathtub, you can enjoy hot medicinal water that is changed daily. Using a large bathtub is an extraordinary experience. Soaking in it makes you feel good and relaxed.

One of the highlights is the painting of Mt. Fuji on the interior wall. In a traditional public bath, you can enjoy seeing the painting of Mt. Fuji while soaking in a bathtub. The painting was painted by a painter specialized in the painting of public baths. Each public bath has different paintings. It must be fun to visit many public baths and compare them with one another.

If it is your first visit to a public bath, talk to the storekeeper or people nearby and say, "I don't know how to use it. Will you tell me how?" Everyone is nice and willing to teach you things!

Body soap, shampoo, and makeup remover are available. Towels are sold for 100 yen, so you can go there empty-handed, bringing nothing else but yourself. Enjoy Japan's traditional public bath, or sento.

Daini Kotobukiyu

1-10-23, Edogawa, Edogawa Ward

☎ 03-3670-6195

Business hours: 16:00 to 23:00

Closed on Fridays



Massage chair (back) and chair with hair dryer (front) in the women's changing room



The painting of Mt. Fuji is renewed at intervals of about one year.



5. Genshin-an Japanese Style House (in Gyosen Park)



Genshin-an Japanese Style House is a traditional Japanese *sukiya*-style building surrounded by trees and water.

In the old days, Japanese people often watched the moon in the sky at night (called *otsukimi*). From the balcony that juts out over the pond, you can see the beautiful moon reflected in the pond.

Sitting in the room named "Tsuki no Ma (room of the moon)," you can also enjoy the view of the large pond and the flowers and trees of the season. Rooms are available for rent (charged and reservation required).

Many people use them to enjoy traditional Japanese culture, including tea ceremonies, *shigin* (a performance reciting a Japanese poem), a *koto* (Japanese harp) concert, and *monko* (enjoying the scent of fragrant wood).

You may hesitate to enter the building, but you can use the rooms simply for spending a relaxing time there. You are allowed to bring food. It is a good idea to enjoy both lunch and beautiful scenery through the window with your family members and friends.

However, loud voices and noise are not allowed. You cannot bring alcohol. You must take all your garbage back home with you.

Enjoy the quiet Japanese garden, while observing rules and manners.



Genshin-an Japanese Style House



6. Tokyo Sea Life Park



In the huge glass dome, 30.7 meters high above the ground, visitors will meet more than 600 kinds of sea life from around the world.

In the Park, the environments of the world's seven oceans are reproduced. It is recommended by the staff that one join the guided tours accompanied by experts and visit the waterfront nature area. Although not many people visit the area, it has an artificial river running within it, and the waterfront of Tokyo before the high economic growth period is reproduced.



Tuna fish swimming in the large aquarium in the Tokyo Sea Life Park is world famous. Currently, about 80 bluefin tunas are swimming in the 2,200-ton aquarium. The staff checks the health of the tunas every day, confirming that they are swimming as usual and not injured. Enjoy the sight of tuna swimming powerfully in schools as well as the world of sea life.



The number of penguins you can see is also one of the largest in Japan. You will meet some of four species of penguins (Humboldt, southern rockhopper, fairy and king penguins), depending on the season. The penguins' behavior both on land and in the water can be observed. It is fun to compare the different characteristics of the four species.

**Guided tours are currently unavailable.
(As of March, 2023)*

Tokyo Sea Life Park



7. Kasai Rinkai Park



In the large park on the sea, there are a big Ferris wheel, Tokyo Sea Life Park, a bird sanctuary, barbecue facilities, and a City-owned hotel.

● Big Ferris Wheel of Diamond and Flower

With a height of 117 meters, this is one of the largest Ferris wheels in Japan. On a sunny day, you can see famous landmarks in and around Tokyo, such as the Tokyo Sky Tree, Tokyo Tower, and Umihotaru, as well as Mt. Fuji in the distance. At night, you can also enjoy the romantic night view of the heart of Tokyo. Enjoy a grand and comfortable 17-minute trip in the air.

● Hotel Seaside Edogawa

Hotel Seaside Edogawa is located in Kasai Rinkai Park. Have a relaxing time in the hotel surrounded by trees and the sea, or play at recreational facilities nearby. Enjoy a pleasant time with your family and friends here.

Hotel Seaside Edogawa



8. Kasai Kaihin Park



The Kasai Kaihin Park consists of two artificial seashores. At Nishi Nagisa (west seashore), you can gather clams or enjoy fishing and barbecue.

A variety of living things are in the mudflats, including hard clams and sand bubbler crabs. To conserve the natural environment, you are not allowed to enter Higashi Nagisa (east seashore). In 2018, it was registered as the first wetlands under the Ramsar Convention in Tokyo.

Every year, many migratory birds come here to have a rest or overwinter.



Kasai Rinkai and Kaihin Parks



In Case of Emergency (Acute Illness, Trouble, and Accident)

Emergency Call

Fire, illness, and injury

 **119**

When the call is connected, speak slowly.

Do not panic.

1. Say "Fire" or "Ambulance (illness or injury)."
2. Give the address of the place.
If you do not know the address, give the information of a nearby building or other landmark.
3. Explain the situation
Fire: What is burning
Ambulance: Description of illness or injury
4. Give your name and telephone number.

EMS Guide –When you cannot decide whether to call an ambulance–
(Website of the Tokyo Fire Department)



Trouble and accident

 **110**

When the call is connected, speak slowly.

Do not panic.

1. Say what happened.
2. Say when and where.
3. Describe the criminal you saw or the situation you witnessed.
(Number and characteristics of criminal/s, in which direction they fled, etc.)
4. Explain the current situation.
5. Give your name and telephone number.

General Consultation Center for Foreign Residents, the Metropolitan Police Department

*Consultation in foreign languages available.


 **03-3503-8484**

Open: Monday to Friday
Business hours: From 08:30 to 17:15



Lost property

There are many *Koban* (police boxes) in Japan. In each police box, police officers work to protect your life and way of life. If you lose something valuable or find a lost item belonging to another, go to a police box.



Fire

You must take special care during winter in Japan, when the air is dry and a fire easily breaks out.

● To prevent fire


- Do not throw cigarette butts on the ground.



- Do not smoke in bed.
- Clean power outlets to prevent the buildup of dust.
- Make sure any fire or flame is extinguished before going out or going to bed.
- Do not use spray cans near naked flames.

● If you find a fire

- Shout out, "Kaji-da! (Fire!)" to alert people around you that there is a fire.



- Call 119 immediately.
- Attempt to extinguish the fire using fire extinguishers or water.



- If oil catches fire, do not pour water on it. Use a fire extinguisher.
- If you feel you are in danger, flee immediately.
- If you need to escape through smoke, cover your nose and mouth with a wet handkerchief and keep your body low.
- Do not use elevators. Use stairs to evacuate.



Disasters (Earthquake and Typhoon/Torrential Rain)

Prepare for disasters

● Edogawa Mail News

Information on disasters and crimes in the City is emailed to subscribers (available in English, Chinese, Korean, Vietnamese, and Nepalese)

Edogawa Mail News



● Edogawa Ward Disaster Prevention Portal (available in 108 languages)

The site provides real-time disaster prevention information such as the ones on weather, details of disasters, and shelters.

Edogawa Ward Disaster Prevention Portal



● Edogawa-ku Disaster Prevention Application (available in 3 languages)



● Check how to gather information in the event of an emergency.



Disaster Preparedness at Home brochure
It explains disaster preparedness in detail.
English, Chinese, and Korean versions are available.

Disaster Preparedness at Home



● Prepare to protect your safety.


- Prepare food and water for about 3 days to a week as well as batteries and a flashlight.
- Put necessary items into a bag (emergency bag) so that you can take it out quickly when you need to escape.



Gloves



Radio



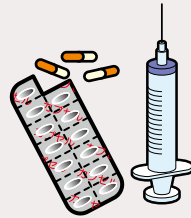
Mobile phone and battery charger



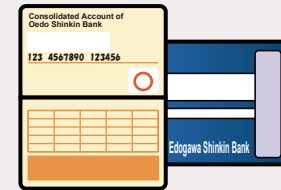
First-aid kit



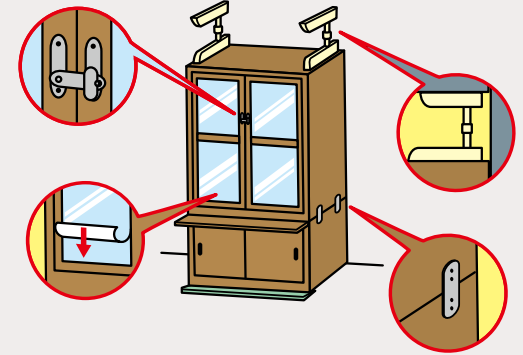
Medicine



Cash, seal, and bankbook




● Fix furniture to prevent it from falling.



Water



Tissues



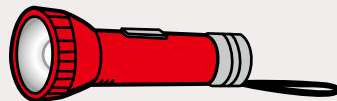
Passport and health insurance card (copies)



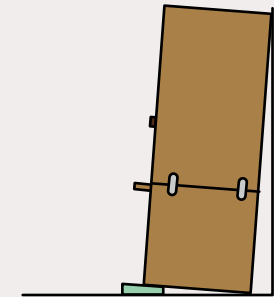
Food



Flashlight



Clothes and towels



● **Check dangerous places and shelters in advance.**

Ask neighbors in advance to provide you help if an earthquake or other disaster should occur.

Decide where you will evacuate to in case of an earthquake or other disaster and simulate walking there as you would during a disaster.

The Flood Hazard Map shows the locations where there is a risk of flooding and where to evacuate.

The Flood Hazard Map is available in Japanese, English, Chinese, and Korean. It is available at the Edogawa City Office and other branch offices. It can also be downloaded from the City's website.

Edogawa City Flood Hazard Map



● **Shelters in Edogawa City**

Can be searched by address.



● **Application for subsidy associated with wide-area evaluation**

When a wide-area evacuation alert is issued, a subsidy is granted for the payment to hotels outside the City used as shelters.

Application for subsidy associated with wide-area evaluation



When a disaster strikes

● **Typhoon and torrential rain**

- Stay in a building when there is torrential rain or strong wind.
- If there is a risk of flooding, evacuate with your emergency bag.

● **Earthquake**

If you are at home or in a building

- Protect yourself by taking cover under a table, for example.
- After the shaking stops, turn off the stove and heater.
- Open windows and doors immediately to secure an exit. Doors may not open after a quake.
- Before evacuating to outside the building, turn off the circuit breaker.

If you are outside a building

- Cover your head with a bag etc. to prevent injury caused by falling objects and flee to a safe place.
- In a residential area, move away immediately from concrete block walls, gates, and other objects that may topple over or fall.



● **Resident registration (notification of your moving in, moving out, or change of address)**

If you want to take up residence in Japan, you need to notify the local government.

If any of the following applies to you, go to the Edogawa City Office or other branch office to complete the necessary procedures.

- If you live in Edogawa City immediately after entering Japan
- If you move to Edogawa City from another municipality
- If you move to outside Edogawa City
- If you move within Edogawa City
- If you are qualified as a mid- to long-term resident in Japan

For the procedures, your residence card, passport, etc. are required.

For details, scan the two-dimensional barcode below and see the page displayed.

Resident registration



● **Family register (notification of birth, death, marriage, and divorce)**

If any of the following applies to you, go to the Edogawa City Office or other branch office nearby to complete the necessary procedures.

- When a child has been born
- When a family member living in Japan has died
- When you get married in Japan
- When you divorce in Japan

For the procedures, your passport and some other documents are required.

For details, scan the two-dimensional barcode below and see the page displayed.

Family register



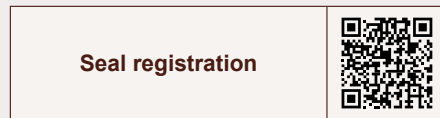
● Seal registration

A seal registered with a public organization such as ward, city, town, or village is called a *jitsuin* or a registered seal.

If you need to register your seal or need a certificate of seal registration, go to the Edogawa City Office or other branch office to complete the necessary procedures.

For the procedures, a seal to be registered and a residence card or special permanent resident certificate is required.

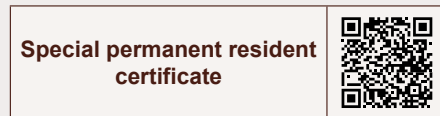
For details, scan the two-dimensional barcode below and see the page displayed.



● Special permanent resident certificate

Procedures concerning a special permanent resident certificate are carried out at Edogawa City Office or other branch offices. For the procedures, your special permanent resident certificate, passport, etc. are required.

For details, scan the two-dimensional barcode below and see the page displayed.



Direct any inquiry about resident registration, the family register, seal registration, and special permanent resident certificate to one of the following:

Resident Registration Subsection, Resident Section

☎03-5662-0591

Resident Registration Subsection, Komatsugawa Branch Office

☎03-3683-5184

Resident Registration Subsection, Kasai Branch Office

☎03-3688-0437

Resident Registration Subsection, Koiwa Branch Office

☎03-3657-7837

Resident Registration Subsection, Tobu Branch Office

☎03-3679-1125

Resident Registration Subsection, Shishibone Branch Office

☎03-3678-6115

● Residence card

All procedures concerning the residence card are handled by the Immigration Services Agency of Japan, with the exception of a change of address.

Direct any inquiry to the following:

Tokyo Regional Immigration Services Bureau
☎0570-034259

● Individual Number Card

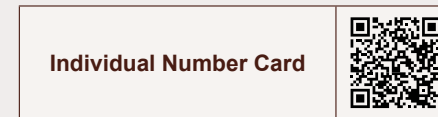
An Individual Number Card is a card on which your personal number is shown. With the number, you can make an electronic application on the National Tax Filing and Payment System (e-Tax).

For details, scan the two-dimensional barcode below and see the page displayed.

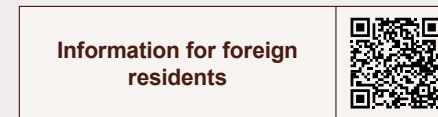
Direct any inquiry to the following:

Edogawa City's Individual Number Call Center

☎03-5662-9200



● Information necessary for foreign nationals living in Edogawa City (available in 108 languages)



● Medical insurance and pension

1) Medical insurance (the national health insurance and the medical insurance system for the elderly aged 75 or over)

All registered residents must have medical insurance so that they can receive medical care without worry.

For details, scan the two-dimensional barcode below and see the page displayed.

Direct any inquiry about insurance premiums to the following:

National Health Insurance Qualification Assessment Subsection, Health Insurance Section

☎03-5662-0560

Direct any inquiry about insurance proceeds to the following:

National Health Insurance Benefits Subsection, Health Insurance Section

☎03-5662-8053

Direct any inquiry about payment of premiums to the following:

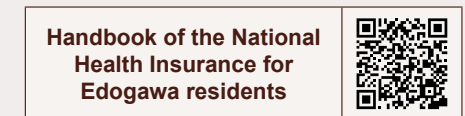
Premium Collection Subsection, Health Insurance Section

☎03-5662-0795

Direct any inquiry about the medical insurance system for the elderly aged 75 or over to the following:

Medical Care System for the Elderly Subsection, Health Insurance Section

☎03-5662-1415



2) National Pension System

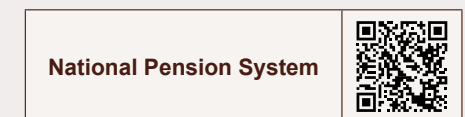
The National Pension System is a system to ensure that citizens can live a life without worry when they become old or in the event they have a disability due to illness or injury.

For details, scan the two-dimensional barcode below and see the page displayed.

Direct any inquiry to the following:

National Pension Subsection, Community Promotion Section

☎03-5662-0574



● **Tax (resident tax and light vehicle tax)**

Like Japanese citizens, foreign nationals are also obligated to pay certain types of taxes.

For details, scan the two-dimensional barcode on the right and see the page displayed.

Direct any inquiry about the amount of resident tax to the following:

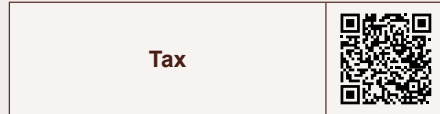
Taxation Section: ☎03-5662-1008

Direct any inquiry about the light vehicle tax to the following:

Taxation Section: ☎03-5662-1007

Direct any inquiry about the payment of resident tax to the following:

Tax Payment Section: ☎03-5662-1013



Information on Daily Life

Electricity

TEPCO Customer Center
☎0120-995-001



Gas

Tokyo Gas Customer Center
☎03-3344-9100



Water supply

Customer Center of the Bureau of Waterworks, Tokyo Metropolitan Government
☎03-5326-1101



Postal mail

Japan Post Customer Service Center
☎0120-23-28-86

Mailbox

When you want to send a postal mail, put a stamp on it and drop it into a red mailbox.



Opening a bank account

Requirements for opening a bank account

1. **Passport**
2. **Residence card**
3. **Seal** (Signatures are acceptable in place of seals.)


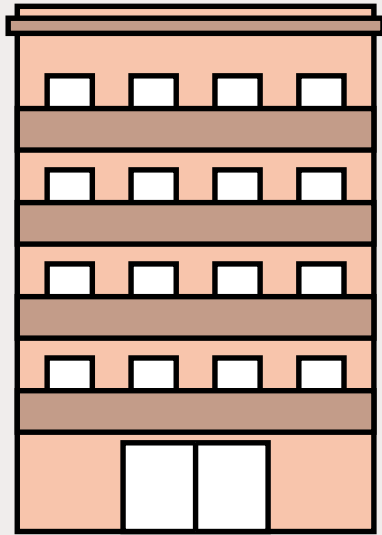
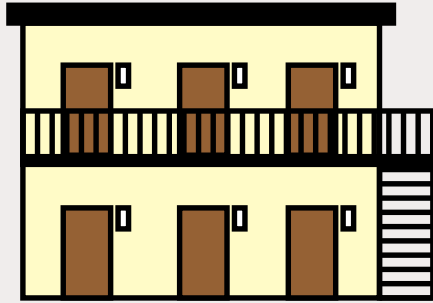
*Necessary items and screening criteria vary among financial institutions.

What is an inkan (or hanko)?

It is a seal. Outside Japan, signatures are often affixed when concluding contracts. In Japan, however, seal impressions are used in place of signatures. There are various types of seals, and they are sold at physical and internet stores.



Types of housing



● Private housing

A house/apartment leased out by an owner (landlord)

● Public housing

A house/apartment leased out by the Tokyo Metropolitan Government or the City

- You can rent it at a lower rental rate, even when you do not have much money.
- There are various rules you must follow while renting it.

Metropolitan/city-owned housing



● UR rental housing

A house/apartment for rent by the Urban Renaissance Agency. It is also available to foreign nationals, although there are various rules.

For details, you will be able to have a consultation with the Urban Renaissance Agency.

● Owned house/apartment

A house/apartment you bought

From finding a house/apartment to moving in

1. Determine the conditions.

Areas you want to live in, size, rent, etc.

2. Collect information.

Search for information via the internet, or read information magazines for foreigners.

3. Visit a real estate agency.

See the actual rooms, decide which property you will rent, and make an application for the rental.

4. Steps related to the conclusion of a contract

Screening -> Concluding a contract -> moving in

5. When moving in

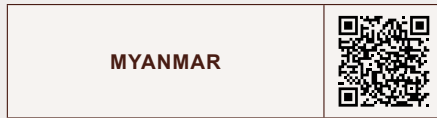
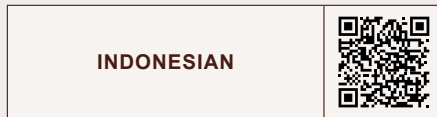
Receiving keys, moving, applying for electricity, water supply, and gas, change of address, and other procedures

* Apartment Search Guidebook includes basic knowledge and useful information needed for finding an apartment and living in Japan, such as how to find an apartment, procedures for concluding a contract, and cautions after moving in. Scan the two-dimensional barcode on the right and see the page displayed.

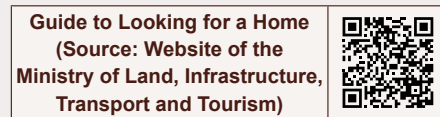
● Apartment Search Guidebook

(Source: Website of the Ministry of Land, Infrastructure, Transport and Tourism)

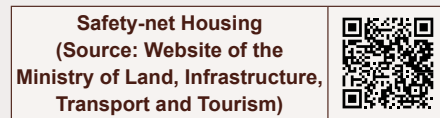
JAPANESE	
ENGLISH	
CHINESE	
KOREAN	
SPANISH	
PORTUGUESE	
VIETNAMESE	
NEPALI	
THAI	



- The Guide to Looking for a Home contains information that is useful when you will be renting a house/apartment, including the website addresses of real estate agencies that speak foreign languages.



- On this site, you can search for houses/apartments that foreigners can rent.



Words You Often See and Hear When Looking for a House/Apartment

● *Fudosan-ya* (real estate agencies)

They are agencies that present various houses/apartments to people who want to rent or buy them. If you are looking for a house/apartment, go and consult with them.

● *Ohya* (landlord)

The person who owns and leases the houses/apartments to you. If you have a problem, consult with them. Call them "*Ohya-san*."

● *Yachin/Chin-ryo* (rent)

Money you pay each month for the house/apartment you rent

● *Rentai-hoshonin* (co-signer)

A person who is obliged to pay rent when the renter is unable to pay the rent

● *Shiki-kin/Hosho-kin* (deposit)

Money you pay when you start renting a house/apartment, the amount of which is equivalent to the rent for one to two months. It is used when the renter is unable to pay the rent or when the landlord fixes a damaged or dirty part of the room/apartment/house after the renter has moved out.

The money the landlord did not use will be given back to you after you have moved out.

● *Rei-kin* (key money)

Money you pay to the landlord as a thank-you when you decide to rent a house/apartment, the amount of which is equivalent to the rent for one to two months.

● *Chukai-tesuryo* (commission to a real-estate agency)

Money you pay to the real-estate agency that presented the house/apartment to you when you have decided to rent the property

● *Kanri-hi/Kyoeki-hi* (common area charge)

Money you pay for the management of the shared facilities of the apartment or condo. It is collected from the residents and used for the payment of electricity and cleaning in the shared areas, including stairs and corridors.

● *Koshin-ryo* (renewal charge)

Money you pay in addition to the rent if you continue to live in the same house/apartment after completing the term of your lease.

How to separate and dispose of waste

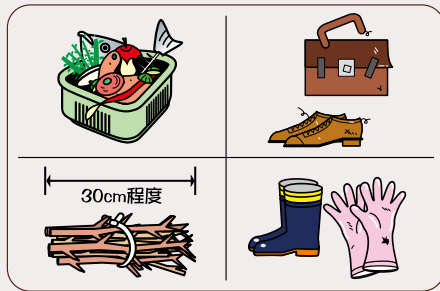
Household waste shall be separated into combustible waste, non-combustible waste, and resources.

Waste collection days are determined by area.

Waste shall be taken out by 08:00 on the determined days of the week. For details, read the brochure titled "Basic Rules for the Disposal of Resources and Waste."

● Combustible waste

Put it in a transparent or translucent bag and take it out.



Food waste, waste paper, disposable diapers (remove dirt), clothing, edible oil (blot it with paper or cloth, or make it solid), tree branches, flowers (cut them into about 30 cm and bundle them together), dirty plastic waste with recycling symbols, plastic waste with silver-colored parts or without recycling symbols, and rubber/leather products

● Non-combustible waste

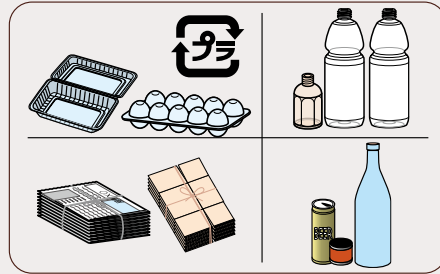
Put it in a transparent or translucent bag and take it out.



Metal products the plastic parts of which

cannot be removed, small home appliances less than 30 cm in length, china and porcelain, glass, knives, metals, dry batteries, spray cans, lighters (empty the lighter by burning off the fuel and separate it from other waste when taking it out), and light bulbs and fluorescent lamps (put them in paper cases)

● Resources



● Recyclable plastic containers and packaging

Put them in a transparent or translucent bag and take them out.

(Containers and packaging with recycling symbols and without stains or silver-colored parts are treated as resources.)

Plastic cups, caps, bottles, trays, packing containers, protective materials, shopping bags, outer bags, labels, etc.

● PET bottles

Put them in a PET bottle net (green) and take them out.

(PET beverage bottles with PET recycling symbols)

Bottles for juice, tea, isotonic drinks, alcohol, soy sauce, *mentsuyu* (noodle soup base), *mirin* (sweet sake), etc.

● Bottles

Put them in a yellow container and take them out.

(Glass bottles for beverage and food)

Bottles for beverages such as juice, alcohol, and wine, and bottles and jars for food such as jam and seasoning

● Cans

Put them in a blue container and take them out.

(Aluminum and steel cans for beverages and food)

Cans for beverages such as juice and beer
Cans for food such as tea leaves, laver, and

cookies

● **Used paper** (Separate it according to the following categories, bundle each of them and take them out.)

(Newspaper (and inserts), magazines, miscellaneous paper, cardboard and paper beverage cartons (white inside))

Direct any inquiry to the following:

Koiwa Sanitation Office: ☎03-3673-2551
(in the jurisdiction of Koiwa, Tobu, and Shishibone Branch Offices)

Kasai Sanitation Office: ☎03-3687-3896
(in the jurisdiction of the Kasai Branch Office)

Komatsugawa Sanitation Branch Office: ☎03-3684-6060

(in the jurisdiction of the Resident Section, Komatsugawa Branch Office)

General Affairs Subsection, Waste Management Section: ☎03-5662-4387

Waste Management and Recycling Subsection: ☎03-5662-8434

Waste Reduction Subsection, Waste Management Section: ☎03-5662-1689

Waste and recycling

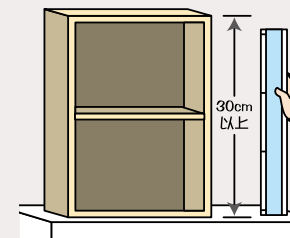


● Disposal of bulky waste

Bulky waste is household waste that is more than 30 cm in length.

Disposal of bulky waste is charged a fee, and application is necessary.

Make an application via telephone or the internet.



Oversized Garbage Reception Center

☎03-6744-5700

Business hours: Monday to Saturday
From 08:00 to 19:00 (closed during the year-end and New Year holidays)
24 hours via the website

(Closed during the year-end and New Year holidays)

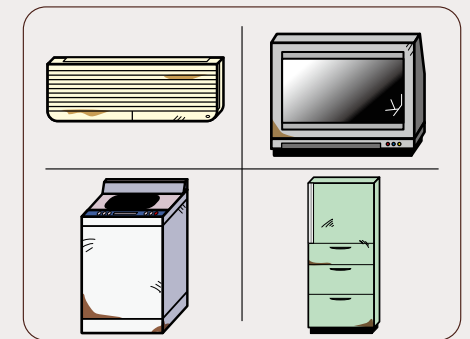
Oversized Garbage Reception Center



● Disposal of home appliances

Paying recycling fees is required by law when disposing of air conditioners, televisions, washing machines, and refrigerators.

Make an application via telephone or the internet.



Home Appliance Recycling Reception Center

☎0570-087200

Business hours: Monday to Friday
From 09:00 to 17:00 (closed on holidays and during the year-end and New Year holidays)

Home Appliance Recycling Reception Center



Other Information on Daily Life

● Consultation Service for Consumers

If you have any problem concerning day-to-day consumption, you can consult with the Consumer Center. Especially when you do not know where or whom to refer your concern to, contact the Center. For details, scan the two-dimensional barcode below and see the page displayed.

Direct inquiry to:

Edogawa City Consumer Center

☎03-5662-7637

Edogawa City Consumer
Center



● Volunteering

In Edogawa City, there are many people who participate in volunteer activities in various fields including welfare, community building, childcare, and international exchange. The Volunteer Center serves as a link between those who want to volunteer and those who need help provided by volunteers. For details, scan the two-dimensional barcode below and see the page displayed.

Direct inquiry to:

Edogawa Volunteer Center

☎03-5662-7671

Edogawa Volunteer
Center



COLUMN on Daily Life

Manners in Daily Life

● Things to note when you are looking for a house/apartment to live in

1. You may not allow others to live in the house/apartment you are renting without permission.
2. It is very likely that you will not be allowed to have pets in an apartment. Check before you sign the contract if you have or intend to keep a pet/pets.

* If there is something you do not know, do not hesitate to ask your real estate agency about it.

● Things to note for your daily life

1. Japanese people value relationships with neighbors. Try to build good relationships with your neighbors in your day-to-day life.
2. Walls in Japanese buildings are thin. Do not make loud noises in an apartment (loud voices, sound from the television, music, etc.). Do not make loud noises even outdoors. It is a nuisance to your neighbors. Always be mindful.

3. Do not leave things outside your apartment (in a common area).
4. Take off your shoes at the entrance of a Japanese house/apartment.
5. Keep your room neat and clean.
 - Do not pour food or oil into a kitchen drain.
 - Do not remove wallpaper, hammer in nails, or paint the room. You may be charged a large amount of money to restore the room to its original condition.

COLUMN on Daily Life

Join a neighborhood community association.

There is a neighborhood community association (called *chokai* or *jichikai*) in each area of Japan. People are engaged in a variety of activities to make the community safer and more comfortable.

*You are required to pay membership fees.

What is good about joining such an association?

- You can **help each other** in the event of a disaster.
- You can **prevent crimes in the community** by getting to know one another.
- You can **make the community litter-free and clean**.

- You can participate in **events that you and neighbors can enjoy together**.
- You can **get various kinds of information concerning daily life** in the community as soon as possible.

Join a neighborhood community association and cooperate with one another as members of the same community.

COLUMN on Japanese Culture

Customs differ from country to country.

Greetings in Japan

Morning "Ohayo gozaimasu"

Afternoon "Konnichiwa"

Night "Konbanwa"

- They do not hug or kiss.
- Shake hands only when you are asked to do so.
- In a workplace, touching colleagues' bodies must be avoided.

[Variation of bowing]




Casual greeting

Tilt your upper body forward around 15 degrees.
Slight bow
Often used when passing by someone in a corridor



Greeting

Tilt your upper body forward around 30 degrees.
In almost all situations
Used most frequently



Greeting with deepest respect

Tilt your upper body forward around 45 degrees.
The politest bow
Used to express deep gratitude or apology

Be on time and keep your promises.

Japanese people are punctual. A typical example is trains coming on time. They believe that punctuality is an expression of courtesy and should be observed without exception. Being late for school or work leads to loss of credibility. If it is inevitable that you will be late, tell them that you will be late.

Relationships with others


In Japan, older and more experienced people are often considered as those who have contributed to society longer and are valued more than younger and less experienced people. Also, at school, use polite language for senior students.

People also tend to keep some distance and become modest with people they meet for the first time.

It takes time for them to develop a relationship from "acquaintance" to "friend" and then to one where they can speak what they think and be straightforward to the other.

Japanese people value harmony and cooperation and try to avoid quarrels where possible.

There is a Japanese proverb that says, "Courtesy is important even between intimate friends."



Be careful about ambiguous expressions.

Japanese people tend not to give clear-cut yes or no answers and to guess each other's intentions from facial expressions or the context of conversations. "Iidesu," "Kekkodesu" and "Daijobudesu" can have opposite meanings and even a Japanese finds it difficult to grasp the true meaning.

In order to avoid a conflict of opinions, they often do not say what they think straightforwardly and try to communicate it in a roundabout way. When you do not understand their intention, ask it on-the-spot.

In Japan, it is generally preferred to use gentle expressions such as "It would be better if you could..." than to express one's opinion clearly and directly.



COLUMN on Japanese Culture

Japanese Baths

There are public baths called *sentō* or *onsen* in Japan. Edogawa City has a lot of *sentoes*. (Daini Kotobukiyu is introduced on page 14.)

Would you like to enjoy an atmosphere and sense of openness you cannot experience at home?

How to use *sentō*

- Take off your shoes at the entrance, put them in a shoe locker, and lock it.
- Pay the admission fee at the reception (watcher's seat or front desk).
- Take off your clothes in a changing room and put them in an empty locker.

Information on public baths in Edogawa City


Yurari Edogawa
(Official Edogawa Bathhouse Association site)



Manners when taking a bath

- Wash your body before you enter a bathtub.
-> This is to keep the hot water in the bathtub clean, because it is used by all.
- Avoid splashing shower water or soap lather on persons around you.
- Rinse with clean hot water the wash bowls and chairs you used.
- Do not put your towel in a bathtub.
- Long hair should be put up.
- Wipe your body thoroughly before returning to the changing room.
- Do not use a washbasin or hair dryer for a long time, when the changing room is congested.

Follow the rules of the public bath and make it a comfortable place for everyone.



Character for the promotion of public baths in Edogawa
Oyunofuji

PLEASE ENJOY! SENTO

日本の銭湯を楽しむっすう～

Take your shoes off and Put them into the shoe locker.
靴を脱ぎ、下駄箱に入れるっすう～。



STEP 1

Pay the entrance fee.
入浴料金を払うっすう～。



STEP 2

Find a vacant locker and get completely undressed.
Be careful not to lose the locker key.
空いているロッカーを探し服を脱ぐっすう～。
ロッカーの鍵を失くさないよう気をつけるっすう～。




STEP 3

Bring a towel to wash your body and head to the bathing area.
体を洗うタオルを持って浴室に向かうっすう～。



STEP 4

Get a bucket and a chair ready and wash your body.
桶と椅子を揃え、体を洗うっすう～。



STEP 5

Soak in the bath! Look at the Enjoy the bathhouse walls and get relaxed!
湯船につかるっすう～！ 銭湯画を眺めてゆっくりリラックスするっすう～！



STEP 6

TOWELS タオルの販売
Towels are available for purchase at the front counter.
浴場ではタオルの販売をしています。購入ご希望の方は受付窓口にお越しください。

BODY WASH / SHAMPOO
Shampoo is put in the public bath. Please use it freely. Except for some of the public bath.
区内浴場ではボディソープ/シャンプーを設置しています。ご自由にご利用ください。 ※一部浴場を除く

ENTRANCE FEE 入浴料金のご案内

Adult 大人	Elementary school students 小学生	Preschoolers 保育園児
500円	200円	100円



公衆浴場業生活衛生同業組合 江戸川支部 <https://www.oyunofuji1010.com>

COLUMN on Japanese Culture

Japanese Table Manners

Hold the bowl with your hand

In Japan, when eating rice or miso soup, you must hold and lift the bowl with your hand. It is considered bad manners to eat with the dish on the table, head down, and mouth close to the food (*inugui* in Japanese). When food is served on a large plate, whether it is a Japanese or non-Japanese meal, it is eaten without holding the plate.

Manners when using chopsticks

Example of bad manners


● Nigiri-bashi

Gripping two chopsticks together with one hand



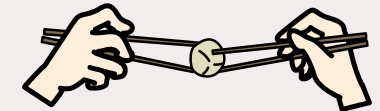
● Tsuki-bashi or Sashi-bashi

Stabbing a piece of food with chopsticks




● Awase-bashi or Hashi-watashi

Passing a piece of food from chopsticks to chopsticks




● Mayoi-bashi

Hovering chopsticks over several plates, without being able to decide which dish to eat.



● Yose-bashi

Pulling a plate or bowl towards you with chopsticks



How to eat noodles

Japanese noodles such as soba, udon, and ramen can be slurped noisily but spaghetti cannot.




Transportation System

Train


Tokyo's transportation system is punctual and convenient no matter where you want to go. Commuter passes and economical one-day passes are available for the travel on trains and buses.

How to ride

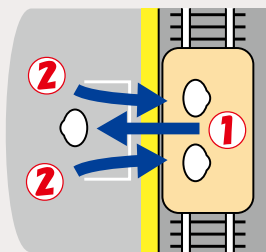
- Buy a ticket to your destination. (If you have a public transport smart card, go straight to the ticket gate.)



- Stand in line when waiting for a train on a station platform.



- Always wait for other passengers to get off before you get on the train.



- Manners must be observed in a car.

Manners in a car

- Put smart and mobile phones on silent mode and do not talk using them.



- Do not talk loudly.



- Do not eat in a car.



Priority seats

優先席
Priority Seat

Train cars and buses have priority seats. Priority is given to the elderly, those who are injured or ill, those with babies, and expectant mothers. Turn off your mobile phones when the train car is congested and you are near the priority seats.


Women-only car

女性専用車
Women Only

Women-only cars were introduced to prevent nuisances to women and to ensure safety for women in cars.


This car is also available for elementary schoolchildren or younger, and people with physical disabilities and those assisting them.

Bus

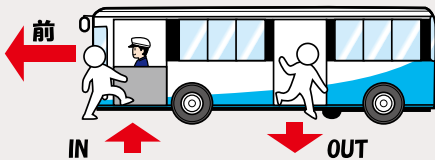


How to ride

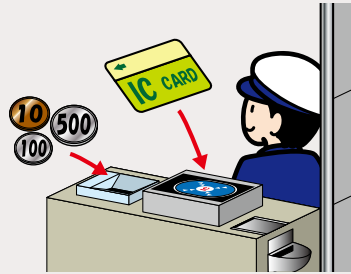
- Wait at the bus stop that indicates your destination.



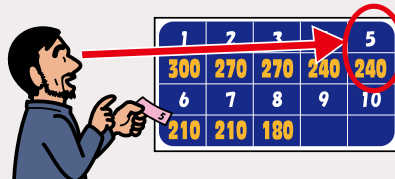
- The destination is displayed on the upper front part of the bus. Get on a bus through the front door and exit through the rear door in the 23 Cities of Tokyo.



- Pay the fare in advance when you get on the bus.



- Fares may be fixed or incremental according to the distance. (A public transport smart card is useful.)



- Press the "Get off" button when you are approaching the bus stop of your destination.



Taxi

How to ride

- Go to a taxi station at a train station or hotel.



- Tell the driver where you want to go. (Only a few drivers speak foreign languages. If you are not fluent in Japanese, prepare something with your destination written on it and hand it to the driver.)



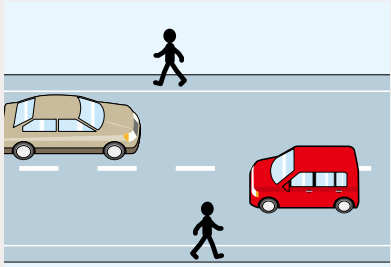
- When you arrive at the destination, pay the taxi fare to the driver.



- ★ Japanese taxi doors open automatically. You need not open it yourself.
- ★ A 20% late-night surcharge applies from 22:00 to 5:00.

On foot

- Walk along a sidewalk.
- Where there is no sidewalk, walk on the right side of the road.

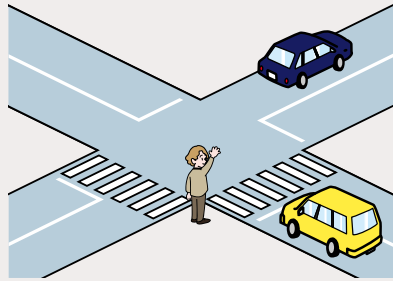


- If you want to cross a street, cross where there is a traffic light or use a crosswalk.
- Do not cross where there is a “no pedestrian crossing” sign.




No pedestrian crossing sign

- At a crosswalk, tell the drivers of cars or motorcycles that you are crossing by raising your hand or making eye contact with the driver. Then, make sure that the overall road conditions are safe before crossing.

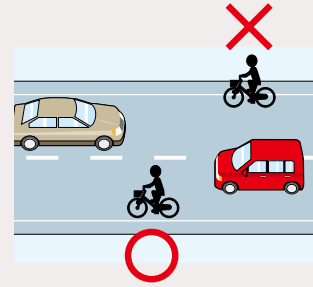


- Even while you are crossing, check carefully if a car or motorcycle is approaching.
- Do not cross a railroad crossing when the alarm is sounding or the railroad crossing gate arm begins to descend.



Bicycle

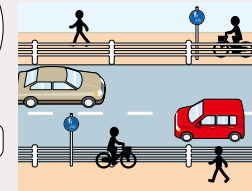
- Bicycles are in the same category as cars by law.



- As shown in the picture above, run the left side of the roadway.



歩行者優先



↑ Wherever you see this sign, you may ride a bicycle on the sidewalks.


- Ride slowly so that you can stop quickly.
- If you are going to cause disturbance to pedestrians, get off your bicycle or stop it.

[You can go along sidewalks in the following cases.]

- If you are under 12 years old, 70 years old and over or with physical disabilities.
- When it is considered inevitable to protect the safety of the bicycle rider


Rules for riding bicycles

- It is prohibited for two persons to ride on one bicycle.




*When carrying a child/children, use a bicycle specially designed to carry up to two children.

- Do not run alongside other bicycles.



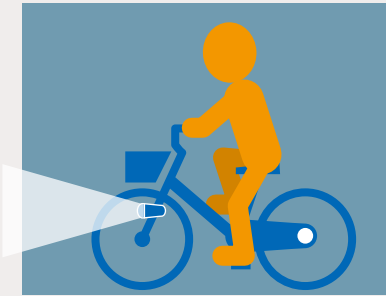
- Do not ride a bicycle after drinking.



- Riding a bicycle gripping the handle only with one hand is dangerous. Do not hold an umbrella or use a smart/mobile phone while riding a bicycle.




- At night and when it is dark, turn the headlight on.



- All riders, regardless of age, must endeavor to wear helmets when riding bicycles.



Shapes of Bicycle Navigation Marks and Line



Bicycle
Navigation Marks

Bicycle
Navigation Lines

What Bicycle Navigation Marks and Lines mean

These clearly show the part of the road along which bicycles should run and the direction in which they should move. Bicycles must travel in the direction of the arrow. (Going in the reverse direction is prohibited.)

Bicycle Navigation Marks and Lines are designed to inform bicycle riders of the instructions on traffic specified in the Road Traffic Act in an easy-to-understand way and to increase their effectiveness.

They are not traffic signs that indicate new traffic methods or penalties.

Edogawa Bicycle Rental (e-Cycle)

Rental bicycles are available at 11 bicycle parking lots in front of railway stations in Edogawa City.

The rental fee is 210 yen per day for a standard bicycle and 340 yen per day for a power-assisted bicycle. Bicycles can be rented and returned at any bicycle parking lots in front of railway stations. You need to make a bicycle-rental registration card. Bring your ID such as residence card or driver's license when you rent it for the first time.

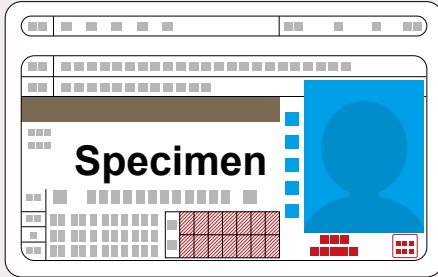
Leaflet of Edogawa Bicycle
Rental (e-Cycle) User Guide



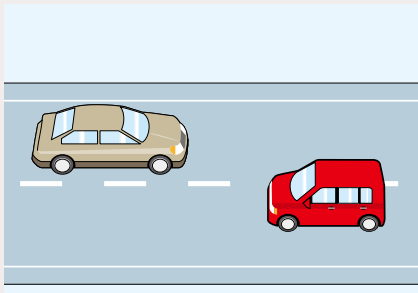
Car

When you drive a car


- A driver's license is required.



- Do not drive a car if you do not have your driver's license with you (if you left it at home, for example).
- Drive on the left side of a road. Drive slowly when you pass pedestrians or bicycles.



- All drivers and passengers must wear seat belts.



- Do not use a smart/mobile phone while driving a car or motorbike.



If you drank alcohol



- Do not drive a car.
- Do not lend a car or motorbike to a person who drank alcohol or ask such a person to drive.
- Do not encourage a person who is going to drive to drink alcohol.



Medical Care

Major departments in hospital

Internal medicine	Treats diseases inside the body (e.g., colds).
Surgery	Treats injuries and performs surgery.
Pediatrics	Treats diseases of babies and children.
Orthopedics	Treats bones, joints, muscles, etc.
Ophthalmology	Treats eye diseases.
Dentistry	Treats teeth.
Obstetrics and gynecology	Treats women's diseases and supports childbirth.

Consultations available when you get sick or injured

● Edogawa City Medical Consultation

You can consult with the staff about clinics, dentists, and treatment facilities in the City.

☎03-3671-1116

Open: Monday to Friday
(Closed during the year-end and New Year holidays)

Business hours: 9:00 to 16:00

Means of communication: By telephone

* If you want to visit Edogawa City Medical Consultation make an appointment in advance.

● Telephone Center concerning Medical Treatment on Holidays

Emergency physicians in the City on duty on holidays are introduced.

☎03-5667-7557

Open: Sundays, holidays, and from December 29 to January 4

Business hours: 9:00 to 17:00

*Appointment by telephone is required.

● Nighttime and Holiday Emergency Clinic of the Edogawa Medical Association

Emergency medical treatment by the internal medicine and pediatrics departments at night and on holidays is provided.

Address: 1st floor, Regional Medical Support Center of Edogawa Medical Association
5-1-6, Nishimizue, Edogawa-ku

☎03-5667-7775

Treatment at night: from 21:00 to 6:00 the next morning
(open 7 days a week)

Treatment on holidays: from 9:00 to 17:00
(Sundays, Holidays, and from December 29 to January 4)

● Holiday Emergency Clinic of the Edogawa Dental Association

Emergency dental treatment on holidays is provided.

Address: Edogawa Dental Association Office, 4-8-6, Higashi-Koiwa, Edogawa-ku

☎03-3672-8215

Business hours: 9:00 to 17:00

*Prior appointment is required.

● Tokyo Metropolitan Health and Medical Information Center "Himawari"

Hospitals with foreign-language-speaking staff are introduced and the Japanese medical system is explained.

☎03-5285-8181

Business hours: 9:00 to 20:00

(open 7 days a week)

English, Chinese, Korean, Thai, and Spanish are spoken.

On the website, you will find information on the locations of and medical services provided by hospitals in Tokyo.

The contents can be translated into English, Chinese, and Korean.

For details, scan the two-dimensional barcode and see the page displayed.

Tokyo Metropolitan Health and Medical Information Center "Himawari"



● AMDA International Medical Information Center

Medical consultation is provided over the telephone.

☎03-6233-9266

Open: Monday to Friday

Consultation available: from 10:00 to 16:00
(Closed on holidays and from December 29 to January 3)

AMDA International Medical Information Center



How to see a doctor at a hospital

Go to a hospital or clinic.

What you must bring with you

- Health insurance card
- Referral form (only if necessary)

Submit your health insurance card at the reception desk.


Explain your symptoms briefly.

Examples: "I have a stomachache."
"I have a fever."



Wait in the waiting room until your name is called.

When your name is called, enter the doctor's office and explain your symptoms in detail.



After the consultation with the doctor, wait in the waiting room.

When your name is called by the receptionist, go to the desk and pay the medical fee.

Receive your prescription.

Go to a dispensary pharmacy, show your prescription, receive the prescribed medicine and pay for it.

Explaining symptoms

● (For your reference) Japanese words often used in hospitals

Japanese	Pronunciation	Meaning
頭痛	Zutsu	Headache
のどが痛い	Nodo ga itai	Sore throat
咳が出る	Seki ga deru	Cannot stop coughing.
めまい	Memai	Feeling dizzy
動悸	Doki	Have heart palpitations
しびれ	Shibire	Insensible in hands and feet
鼻水が出る	Hanamizu ga deru	Have a runny nose
鼻づまり	Hanazumari	Have a stuffy nose
胸焼け	Muneyake	Have heartburn
食欲不振	Shokuyoku fushin	Lack of appetite
吐き気がする	Hakike ga suru	Feeling like throwing up
腹痛	Fukutsu	Stomachache
便秘	Benpi	No stool for more than 3 days (constipation)
下痢	Geri	Stomachache and loose stool (diarrhea)
血尿	Ketsunyo	Blood in urine
血便	Ketsuben	Blood in stool
かゆい	Kayui	Feeling itchy
目が痛い	Me ga itai	My eyes hurt.
むくみ	Mukumi	Swelling in face, hands, foot, etc.

Japanese	Pronunciation	Meaning
発疹	Hosshin	Have a rash (itch and red spots in skin)
発熱	Hatsunetsu	Have a fever (higher body temperature)
全身倦怠	Zenshin Kentai	General malaise (feeling of fatigue)
不眠	Fumin	Unable to sleep
息苦しい	Iki guruhii	Hard to breathe

Types of medicines

Japanese	Pronunciation	Meaning
錠剤	Jozai	Tablet (compressed for ease of swallowing)
解熱剤	Genetsuzai	Medicine to decrease high body temperature
鎮痛剤	Chintsuzai	Pain relief medicine
坐薬	Zayaku	Medicine to be inserted into the anus
消毒薬	Shodokuyaku	Disinfectant
うがい薬	Ugaigusuri	Gargle
軟膏	Nanko	Ointment
点眼薬	Tenganyaku	Eye drops
内服薬	Naifukuyaku	Oral medicine
かゆみ止め	Kayumidome	Anti-itch medicine
咳止め	Sekidome	Cough medicine
下痢止め	Geridome	Anti-diarrheal medicine (to relieve stomachache and loose stool)

Various Consultations and Procedures

Edogawa City Consultation Desk for Foreign Residents

You can consult with the staff about worries related to daily life and ask questions for free. This service is also available via telephone.



Place: Citizens Counseling Room
2nd floor of Green Palace Hall,
1-38-1, Matsushima, Edogawa-ku
☎03-5662-7684
Open on Mondays (excluding holidays)
Business hours: 13:00 to 16:00
Languages: English and Chinese

Edogawa City Consultation
Desk for Foreign Residents




Place: Citizens Counseling Room
2nd floor of Green Palace Hall,
1-38-1, Matsushima, Edogawa-ku
☎03-5662-7684

Open on Mondays (excluding holidays)
Business hours: 13:00 to 16:00
Languages: English and Chinese

Procedures related to children

1. Pregnancy and childbirth



- About pregnancy notification and maternal (parent) and child health handbook
- A baby is born.
- About medical checkups and vaccinations for children

Direct inquiry to:

Public Health Support
Center



2. Allowance and medical care subsidies

- Want to be subsidized for children's medical expenses.
 - Want to receive child allowance and infant care allowance.
 - Want to receive child rearing allowance and subsidies for medical expenses for single-parent families.
- For details, scan the two-dimensional barcode below and see the page displayed.

List of Child-rearing
Services in Edogawa City



Procedures for entering nursery/ kindergarten and schools

1. Nursery

- I want to send my child to a nursery.
- I want to leave my child temporarily in a nursery.

Direct inquiry to:

Childcare Subsection, Nursery Welfare
Section ☎03-5662-0066

2. Kindergarten

- I want to send my child to a municipal kindergarten.

Direct inquiry to:

School Affairs Subsection, School
Affairs Section ☎03-5662-1624

- I want to send my child to a private kindergarten.

Inquiry to:

Promotion Subsection, Child-Raising
Assistance Section
☎03-5662-1001

3. Municipal school

- I want to enroll my child in an elementary/junior high school.
- I want to send my child to a Japanese language class.

Direct inquiry to:

School Affairs Subsection, School
Affairs Section: ☎03-5662-1624

Entering nursery/
kindergarten and schools



Consultation on child rearing

Feel free to contact us if you have any anxiety about child rearing, such as children's health, growth, and development.

Public Health Support
Center



Edogawa City Child
Guidance Office
"Heart Port"



Education Counseling Room



Child Development
Consultation & Support
Center



Medical checkups and examination

In Edogawa City, all residents from children to the elderly can have various medical examinations.

For details, scan the two-dimensional barcode for Health on the right section and see the page displayed.

- Medical checkups the National Health Insurance medical checkup, medical checkups for the elderly, cancer screening, dental examination for adults, oral checkups, and osteoporosis checkups

Direct inquiry to:

Medical Checkup Subsection, Health Promotion Section
☎03-5662-0623

- Medical checkup for infants

Direct inquiry to:

Maternal and Child Health Subsection,
Health Service Section
☎03-5661-2466

- Hepatitis virus screening

Direct inquiry to:

Edogawa Public Health Center
Infectious Disease Control Subsection,
Health Control Section
☎03-5661-2476

Health



Nursing Care Insurance

Nursing Care Insurance is a system that supports the nursing care of the elderly to assist them to live independently for as long as possible.

For details, scan the two-dimensional barcode below and see the page displayed.

Direct inquiry to:

Consultation Subsection, Long-Term Care Insurance Section
☎03-5662-0061

Nursing Care Insurance



Other supports

1. Welfare for the elderly

You can consult with the staff concerning all kinds matters regarding caregiving and dementia to obtain support.

For details, scan the two-dimensional barcode below and see the page displayed.

Various social welfare
services



2. Welfare for persons with disabilities

Persons with disabilities and their family members can consult with the staff concerning all kinds matters regarding disabilities.

The staff also provides information on the application for a disability certificate or the use of welfare services for the disabled.

For details, contact us.

- For persons with physical disabilities

Direct inquiry to:

Consultation Subsection for Physically Challenged Persons, Physically and Mentally Challenged Persons Welfare Section
☎03-5662-0052

- For persons with intellectual disabilities

Direct inquiry to:

Ai-no-techo Consultation Subsection, Physically and Mentally Challenged Persons Welfare Section
☎03-5662-0053


- For persons with mental disabilities

Direct inquiry to:

Mental Health Subsection, Health Control Section, Edogawa Public Health Center
☎03-5661-2465

Welfare for persons with
disabilities





Facilities in Edogawa City

Libraries

Facility name	Address
Central Library	3-1-3, Chuo
Koiwa Library	3-6-9, Higashi-Koiwa
Matsue Library	Matsue Community Plaza Hall, 2-1-10, Matsue
Komatsugawa Library	1-11-26, Hirai
Shinozaki Library	Shinozaki Cultural Plaza, 7-20-19, Shinozaki-machi
Kasai Library	6-24-1, Edogawa
Nishi-Kasai Library	5-10-47, Nishi-Kasai
Higashi-Kasai Library	Higashi-Kasai Community Hall, 8-22-1, Higashi-Kasai
Tobu Library	2-26-1, Edogawa
Shinozaki Child Library	Kodomo-Mirai Hall for the young, 3-12-10, Shinozaki-machi
Shishibone Community Library	Shishibone Civic Hall, 1-54-2, Shishibone
Seishin-cho Community Library	Seishin-cho Community Hall, 1-2-2, Seishin-cho

● If you want to borrow a book

- Get a library card. It can be used at all libraries in Edogawa City.

What you need to bring with you
Identification that shows your name, address and date of birth (e.g., residence card and health insurance card)

Who can get a library card

- Those who live in Edogawa City,
 - Those who work for a company in Edogawa City (employee/staff ID required), or
 - Those who go to a school in Edogawa City (student ID required), etc.
- You can borrow 10 books or magazines, 3 CDs, and 2 DVDs respectively at the most.
 - You can borrow them for up to 2 weeks.
- * This period can be extended by making a request to the library before the due date.
It can also be extended on the library's website.

● Returning books

- You can return the borrowed books to any library in Edogawa City.
- On days when the library is closed or it is outside business hours, you can return books by putting them into the Book Post (excluding CDs and DVDs).

Note!

If you write something on, tear, or soil a borrowed book, you may be requested to pay for the damage.
Handle it with care.

Edogawa City libraries



Cultural facilities

Facility name	Telephone number	Address
Tower Hall Funabori *	03-5676-2211	4-1-1, Funabori
Sogo-Bunka Center Hall *	03-3652-1111	4-14-1, Chuo
Green Palace Hall *	03-3653-5151	1-38-1, Matsushima
Shinozaki-Bunka Plaza *	03-3676-9071	7-20-19, Shinozaki-machi
Hirai-Enzo-Tei Memorial Museum	03-5626-3242	3-21-24, Hirai

Other facilities

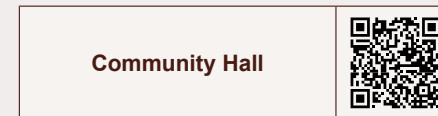
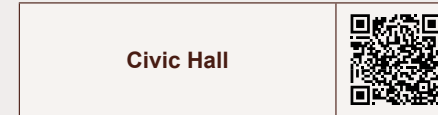
Facility name	Telephone number	Address
Kodomo-Mirai Hall for the young	03-5243-4011	3-12-10, Shinozaki-machi
Local History Exhibition Room	03-5662-7176	3rd floor, Green Palace Hall, 1-38-1, Matsushima
Peace Memorial Exhibition Room	03-3683-7761	1st floor, Komatsugawa Sakura Hall 3-6-3, Komatsugawa
City-owned accommodation facilities	Hotel Seaside Edogawa	03-3804-1180 Kasai Rinkai Park, 6-2-2, Rinkai-cho
	Hotakaso Villa	03-5662-7051 (Reservation center) 2105-22, Hotaka Ariake, Azumino City, Nagano Prefecture
	Shiozawa-Edogawaso Villa	0120-007-095 (Reservation center) 2063-29, Aza Juniki, Maiko, Minamiuonuma City, Niigata Prefecture

● Civic Hall and Community Hall

Equipped with meeting rooms, Japanese-style rooms, and a sports room, they are designed to facilitate exchange among residents.

Business hours: 9:00 to 21:30

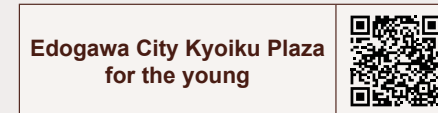
Closed from December 28 to January 4



● Kyoiku Plaza for the young

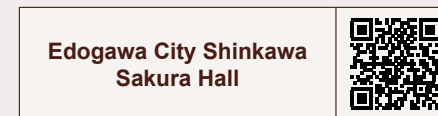
The facilities provide support for child rearing, activities of junior and senior high school students, and exchanges between different generations.

They are equipped with sports rooms, music rooms, learning rooms, and child rearing areas.



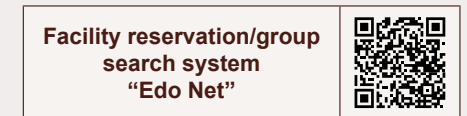
● Shinkawa Sakura Hall

This facility has meeting rooms and a hall. You can enjoy beautiful cherry blossoms here in spring. It also provides a variety of events.



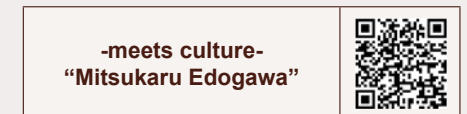
● Facility reservation system “Edo Net”

- If you want to make a reservation for cultural, community, or sports facilities, you must be registered as a user on the system in advance.
- Once registered, you can make a reservation for facilities via the internet or mobile phone.
- Even without user registration, you can see the availability of facilities or information about the groups that hold events or conduct other activities there.



● Cultural Concierges

At cultural facilities (marked with an asterisk (*) on page 64) and libraries in the City, specialist staff members (concierges) provide information on cultural events, classes, and group activities in the City that would meet the needs of each person. For details, scan the two-dimensional barcode and see the page displayed.



Sports Facilities

Facility name	Telephone number	Address
Sogo Gymnasium*	03-3653-7441	1-35-1, Matsumoto
Sports Land*	03-3677-1711	1-8-1, Higashi Shinozaki
Sports Center*	03-3675-3811	4-2-20, Nishi-Kasai
Track and Field Stadium *	03-3878-3388	2-1-1, Seishincho
Edogawa Baseball Stadium*	03-3878-3741	7-2-1, Nishi-Kasai
Rinkai Ball Game Field*	03-3680-9251	1-1-2, Rinkai-cho
Waterfront Sports Garden*	03-5636-6550	2-3 Chisaki, Higashi-Shinozaki
Shinsakongawa Shinsui Park Canoe Area	03-5605-1137	1 to 3 chome Chisaki, Rinkai-cho
Koiwa Tennis Court	03-3673-0202	6-43-1, Kita-Koiwa
Yagouchi Tennis Court	03-3677-9569	2-9-19, Yagouchi
Matsue Tennis Court	03-3656-7702	5-5-1, Matsue
Nishi-Kasai Tennis Court	03-6808-4158	8-17-1, Nishi-Kasai
Kasai Rugby Sports Park	03-5605-0970	3-2 Chisaki, Rinkai-cho
Edogawa Sports Ground	03-5662-1636	River bed of Edogawa
Arakawa Sports Ground	03-5662-1636	Riverside of Arakawa
Heated swimming pool in Komatsugawa Sakura Hall	03-3683-7761	3-6-3, Komatsugawa
Heated swimming pool in Koiwa Urban Plaza Hall	03-5694-8151	1-17-1, Kita-Koiwa
Kenko-no-Michi Walk/Cycling Road	03-5662-1885	

● Sports Concierges

At seven sports facilities (marked with an asterisk (*) on page 66) in the City, staff members are ready to give advice about sports and exercise to help everyone, regardless of age or disability, enjoy sports. Contact our sports concierges, as they can give advice to anyone, any time, free of charge.

● Promoting para-sports

In Edogawa City, you can enjoy all 22 sports conducted in Tokyo 2020 Paralympic Games.

In the General Gymnasium and the Sports Center, we provide sports lessons for children and adults with disabilities on a continuous basis. Join us.

Edo-spo!



Major parks and recreation facilities



● Central and Ichinoe Area

● Komatsugawa Sakaigawa Shinsui Park

From Chuo 4-chome and Honisshiki 1-chome to Nishi-Komatsugawa-machi

Equipped with athletic facilities. You can play in the water in summer.



● Komatsugawa and Hirai Area

● Komatsugawa Promenade with 1,000 Cherry Trees

Komatsugawa 1- to 3-chome Chisaki

Visitors can enjoy beautiful cherry blossoms in spring.

● Ichinoe Sakaigawa Shinsui Park

From Ichinoe 1-chome to Funabori 7-chome

In summer, the park is crowded with people playing in the water.



● Municipal Oojima Komatsugawa Park

Komatsugawa 1-chome and Oojima 9-chome, Koto City

There are athletic facilities and a lot of open spaces.



● Kasai Area

● Sogo Recreation Park

From 6-11, Nishi-Kasai to 7-3, Minami-Kasai

A large park that stretches 3 kilometers in length



● Ichinoe Makko-tei

5-13-16, Ichinoe

Garden plants and an old Japanese house are exhibited.

● Nagisa Pony Land

7-3, Minami-Kasai

Visitors can play with ponies and goats.





● Kasai Area

- **Gyosen Park and Shizen Zoo**
3-2-1, Kita-Kasai

There are a zoo, a fishing pond, and a Japanese garden.



● Kasai Area

- **Municipal Ukita Park**
Kita-Kasai 3-4

A park rich in nature, with an herb garden

- **Furukawa Shinsui Park**
Edogawa 6-chome

This is the first *shinsui* park (park for enjoying the water) in Japan.



- **Municipal Kasai Rinkai Park, Kasai Kaihin Park and Tokyo Sea Life Park**
Rinkai-cho 6-chome

The largest park in Edogawa City, with a Ferris wheel and an aquarium



- **Shin-Nagashimagawa Shinsui Park**
Seishin-cho 2-chome

The park is crowded with people playing in the water in summer.



● Koiwa Area

- **Koiwa Park (Kowa-tei)**
6-43-1, Kita-Koiwa

The park has athletic facilities, tennis courts, and a pure traditional Japanese-style house.

- **Shinsakongawa Shinsui Park**
Rinkai-cho 1 to 3 chome

Visitors can enjoy barbecues, camping, and canoeing.

* Overnight camping is not allowed.



- **Koiwa Iris Garden**
Kita-Koiwa 4-37 Chisaki

Visitors can enjoy seeing 50,000 irises in May and June.





● Tobu Area

● Shinozaki Pony Land

Shinozaki-machi 3-12 Chisaki

Visitors can play with ponies, goats, and miniature pigs.

● Tobu Traffic Park

2-28-1, Edogawa

A park where visitors can learn traffic rules



● Shishibone Area

● Municipal Shinozaki Park (Service Center)

1-25, Kami-Shinozaki

The park has a baseball ground, tennis courts, a barbecue area, and a dog park.

Antenna shop



Antenna shop "Edomachi"



Traditional crafts café "Artisan"

● Local specialties are sold here.

● Antenna shop "Edomachi"

(1st floor, Tower Hall Funabori, 4-1-1, Funabori)

● Traditional crafts café "Artisan"

(3rd floor, Shinozaki-Bunka Plaza, 7-20-19, Shinozaki-machi)

● Edocore!

(Online shopping site)

Also available in English and Chinese.

Edocore! Meister



Major traditional crafts made in Edogawa City



• *Edo Kiriko* (faceted glass)

Glass crafts with geometric patterns that have been produced since the end of the Edo period. Their characteristic is nostalgic but having new designs that express the four seasons and scenery in Japan using traditional patterns.

• *Edo Furin* (wind bell)

Glass wind bells that have been produced since the Edo period. The secret of the unique, beautiful sound they produce is to leave a jagged edge at the opening part of the bell. Beautiful pictures and patterns are all painted from inside.



• *Edo Sensu* (folding fan)

Its bold motifs and the simplest design where all unnecessary elements are eliminated are described as *iki*, or chic. The distinctive feature is that one craftsman performs all processes for producing a piece of work.

• *Kumiko Zaiku* (woodwork)

Without using even a single nail, fine pieces of wood are intricately put together with a technique that is as precise as 1/1000th of a millimeter.



Volunteer groups teaching Japanese in Edogawa City

Japanese language classes are given by volunteers.

Direct inquiry to:

Edogawa Volunteer Center
Green Palace Hall,
1-38-1, Matsushima, Edogawa-ku
☎03-5662-7671

Volunteer groups teaching Japanese in Edogawa City



Useful websites on Japanese language classes

- [Search for Japanese language schools](#)
You can search for Japanese language schools in Japan.

Search for Japanese language schools
(Association for the Promotion of Japanese Language Education)



- [Site for learning Japanese language](#)
On this site, you can learn the Japanese language to become able to communicate and live a life using Japanese.

Connect and Enhance Your Life in Japanese
(TSUNAHIRO)





Leaflets and Materials for non-Japanese Speakers

- Garbage and recycling: Are you doing it right? How to separate and dispose of recyclables and garbage Video (English, Chinese, and Korean)

Garbage/Recycling



- Basic rules for sorting and disposal of garbage (English, Chinese, and Korean)

How to dispose of resources and garbage



- Leaflet: Disaster prevention at home (English, Chinese, and Korean)

Leaflet: Disaster prevention at home



- Edogawa City Flood Hazard Map (English, Chinese, and Korean)

Edogawa City Flood Hazard Map



- Parenting support app “Piyonavi Edogawa” (12 languages including English, Chinese, Korean, and Tagalog)

Piyonavi Edogawa



- Approximate progress of weaning: when to start and end (English and Chinese)

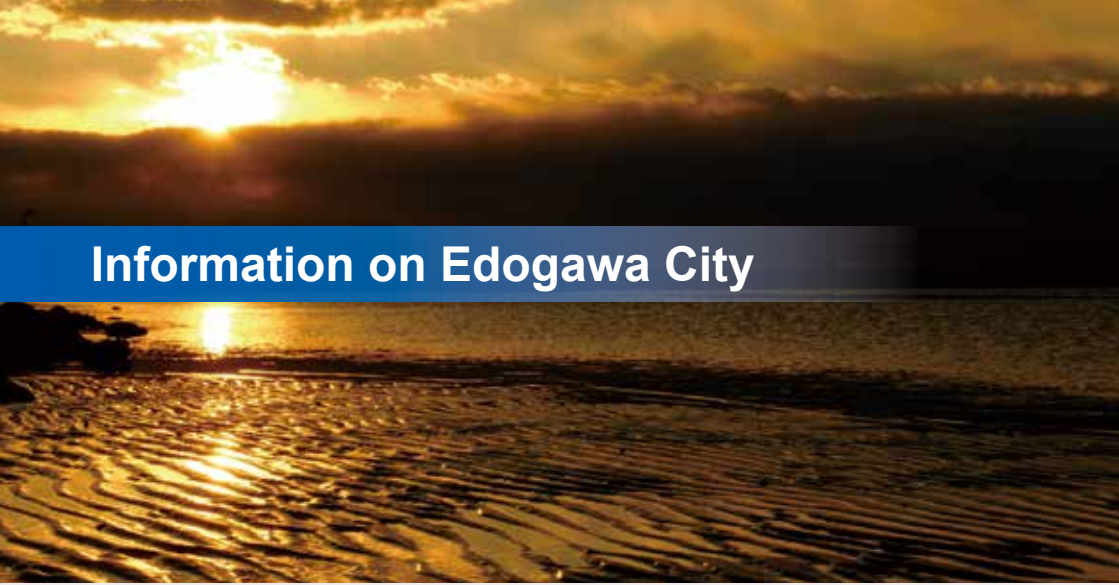
Guideline for progress: From start to completion of weaning



- Handbook of National Health Insurance (English, Chinese, Korean, Thai, Portuguese, Spanish, and Vietnamese)

Handbook of the National Health Insurance (NHI) plan

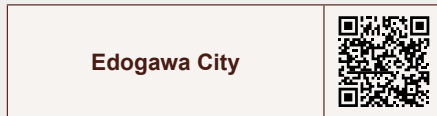




Information on Edogawa City

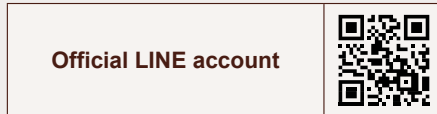
● Official Edogawa City website

The site provides a wide variety of information and the attractions of Edogawa City, including explanations of administrative procedures, downloadable application forms, and information on facilities with detailed maps and events held in the City.




● Official LINE account

You will receive the types of information you chose.



● Instagram

The attractions of Edogawa City of today are showcased through photos.




● Twitter

Information on the City that needs to be communicated to residents is sent out.



● Facebook

Attractions and event information of the City are posted.



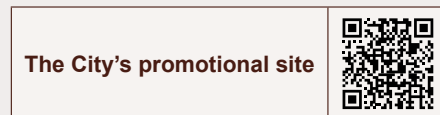
● Edogawa Mail News

Information on disasters and crimes is sent out via email.



● The more you know, the more you will become curious about Edogawa!

Attractions of Edogawa City are introduced.



MEMO

A large white rectangular area with rounded corners, containing horizontal dashed lines for writing a memo.

